



Centrale Bank van Curaçao en Sint Maarten  
(Central Bank)

Financial Market Information

## Indicative prices

August 31, 2018

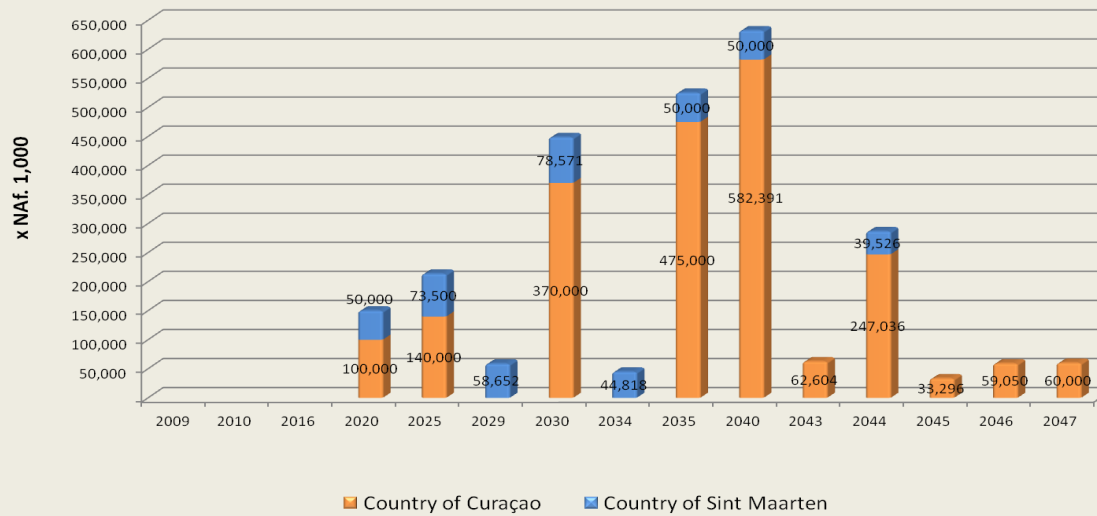
*Government Bonds including issuance of  
new Gov-Bonds*

NASIC	Government Issues	Issue date	Maturity date	Coupon rate	ANG MM yield	Indicative price
OECAAF3C06	2 1/2% Curaçao 2010/2020 (s/a)	15-Oct-10	15-Oct-20	2.500%	-0.56%	106.55
OSMAAL3C03	2 1/2% Sint Maarten 2010/2020 (s/a)	21-Oct-10	21-Oct-20	2.500%	-0.56%	106.60
OECAAD5003	2 3/4% Curaçao 2010/2025 (s/a)	15-Oct-10	15-Oct-25	2.750%	0.11%	118.76
OSMAAL5005	2 5/8% Sint Maarten 2010/2025 (s/a)	21-Oct-10	21-Oct-25	2.625%	0.11%	117.90
OSMBI25002	2.25% Sint Maarten 2014/2029 (s/a)	2-Jun-14	2-Jun-29	2.250%	0.48%	118.55
OECAAF6O09	2 7/8% Curaçao 2010/2030 (s/a)	15-Oct-10	15-Oct-30	2.875%	0.56%	127.11
OSMAAL6O06	2 3/4% Sint Maarten 2010/2030 (s/a)	21-Oct-10	21-Oct-30	2.750%	0.56%	125.67
OSMCKP5001	0.83% Sint Maarten 2017/2032 (s/a)	25-Aug-17	25-Aug-32	0.830%	0.67%	102.15
OSMBI26000	2.375% Sint Maarten 2014/2034 (s/a)	2-Jun-14	2-Jun-34	2.375%	0.75%	124.17
OECAAF8C01	3% Curaçao 2010/2035 (s/a)	15-Oct-10	15-Oct-35	3.000%	0.78%	135.60
OSMAAL8C08	2 7/8% Sint Maarten 2010/2035 (s/a)	21-Oct-10	21-Oct-35	2.875%	0.78%	133.62
OECAAF8C08	3 1/8% Curaçao 2010/2040 (s/a)	15-Oct-10	15-Oct-40	3.125%	0.88%	145.07
OSMAALA009	3% Sint Maarten 2010/2040 (s/a)	21-Oct-10	21-Oct-40	3.000%	0.88%	142.58
OCUB9GA001	2 3/4% Curaçao 2013/2043 (s/a)	16-Sep-13	16-Sep-43	2.750%	0.93%	140.47
OCUB12A008	2.45% Curaçao 2014/ 2044 (s/a)	2-Jun-14	2-Jun-44	2.450%	0.94%	134.36
OSMBI2A001	2.45% Sint Maarten 2014/2044 (s/a)	2-Jun-14	2-Jun-44	2.450%	0.94%	134.36
OSMBNLA000	1.80% Sint Maarten 2014/2044 (s/a)	21-Nov-14	21-Nov-44	1.800%	0.95%	119.67
OCUBPKA004	1.60% Curaçao JAN 20 2015-45 S/A	20-Jan-15	20-Jan-45	1.600%	0.95%	115.06
OCUC0UA000	1.62% Curaçao DEC 30 2015-45 S/A	30-Dec-15	30-Dec-45	1.620%	0.97%	115.65
OCUCNUA006	1.24% Curaçao Nov 30 2017-47 S/A	30-Nov-17	30-Nov-47	1.240%	1.00%	106.20
OCUC66A008	1.00% Curaçao JUN 06 2016-46 S/A	6/6/2016	6/6/2046	1.000%	0.97%	100.65

Interest on securities issued before October 1, 1999 is free of taxes. Therefore, prices for these securities can deviate.

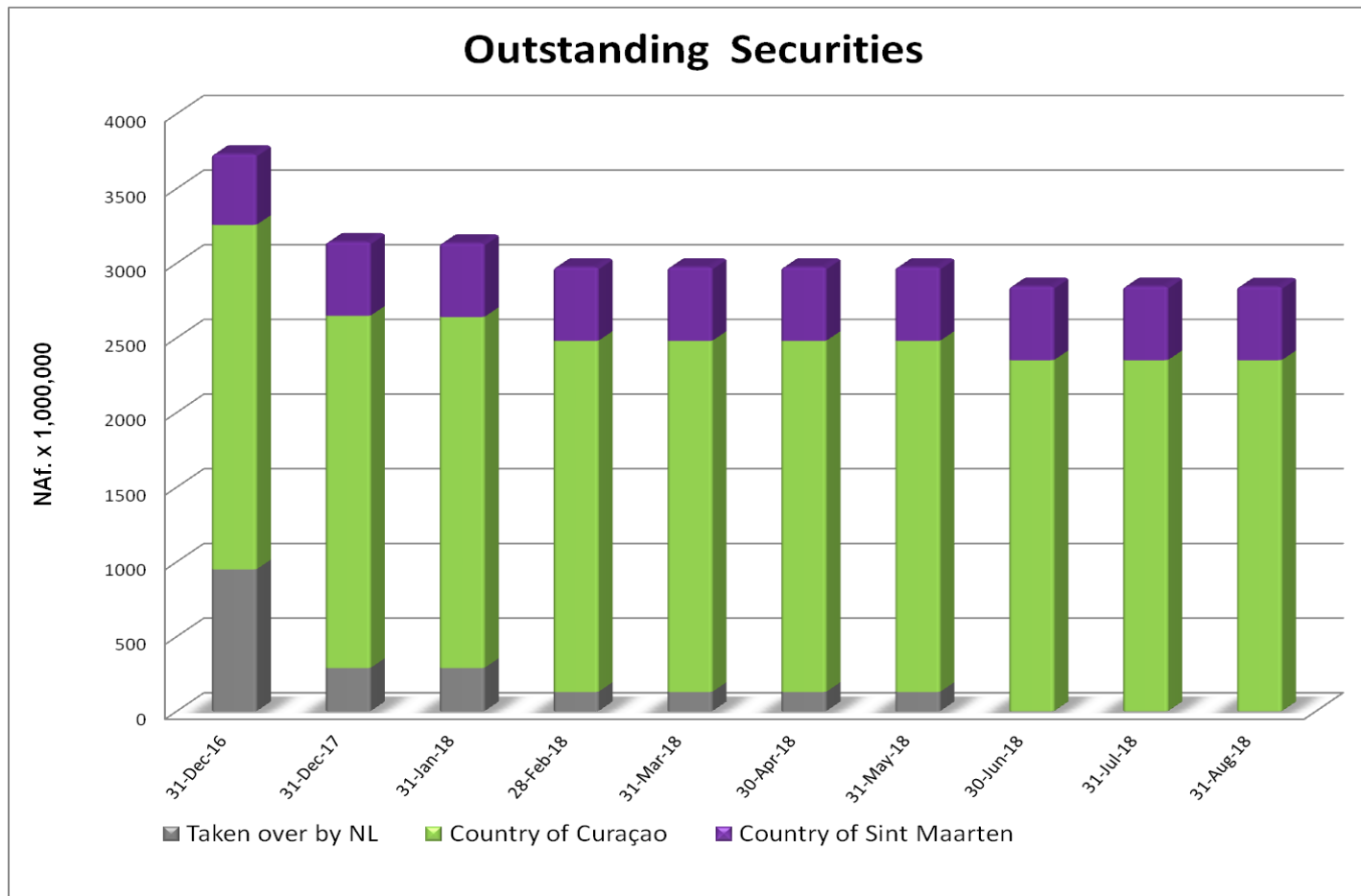


**General Government Bullet Bond maturity schedule  
as per August 31, 2018**



**General Government Sinking Bond maturity schedule  
as per August 31, 2018**

	<u>period</u>	<u>Total issued bond</u>	<u>maturity per year</u>
Country of Curaçao	2015-2045	245,454,000.00	8,181,800.00
Country of Sint Maarten	2014-2044	30,271,000.00	1,009,033.00
Country of Sint Maarten	2017-2032	21,705,000.00	1,447,000.00



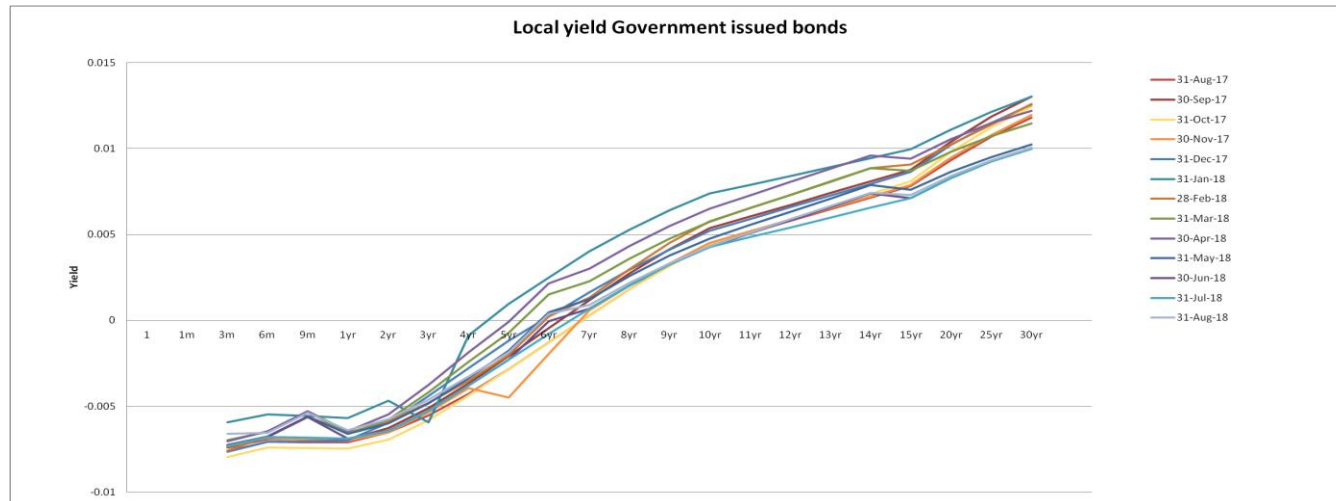


## Local Yield Governments

August 31, 2018

Local yield table incl debt relief  
GOV only

		31-Aug-18
o/n	1	
1m	30	
3m	90	-0.66%
6m	180	-0.66%
9m	270	-0.65%
1yr	360	-0.64%
2yr	720	-0.58%
3yr	1080	-0.46%
4yr	1440	-0.33%
5yr	1800	-0.19%
6yr	2160	-0.05%
7yr	2520	0.09%
8yr	2880	0.22%
9yr	3240	0.33%
10yr	3600	0.43%
11yr	3960	0.49%
12yr	4320	0.55%
13yr	4680	0.61%
14yr	5040	0.67%
15yr	5400	0.73%
20yr	7200	0.84%
25yr	9000	0.93%
30yr	10800	1.01%





## Local Yield Governments vs US-T vs US Agencies

August 31, 2018

Local Yield Gov vs US-T vs US Agencies ( August 31, 2018)

