

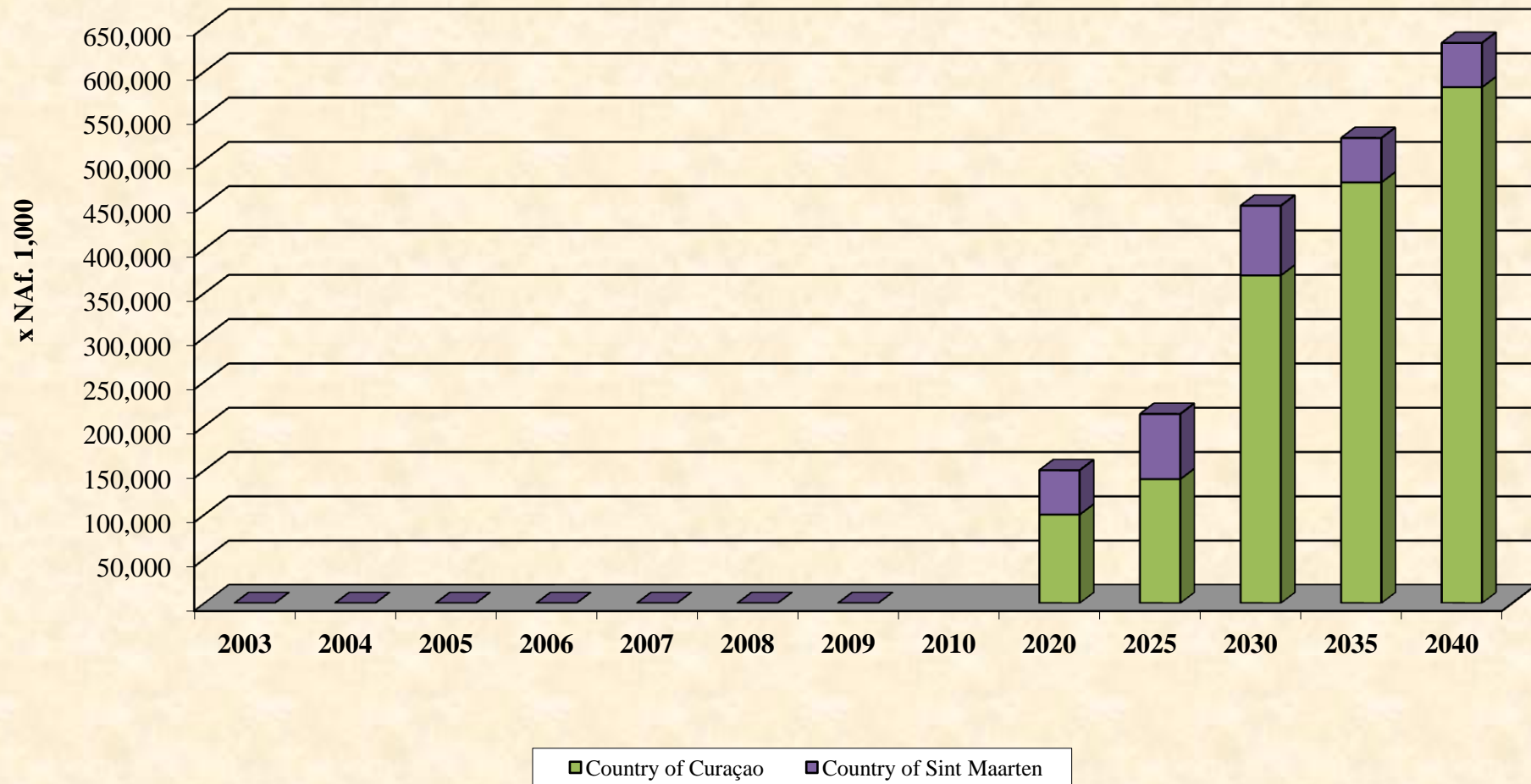


**Centrale Bank van Curaçao en Sint Maarten**  
(Central Bank)

**Financial Market Information**  
December 2011

# General Government Bond Maturity Schedule

as per December 31, 2011



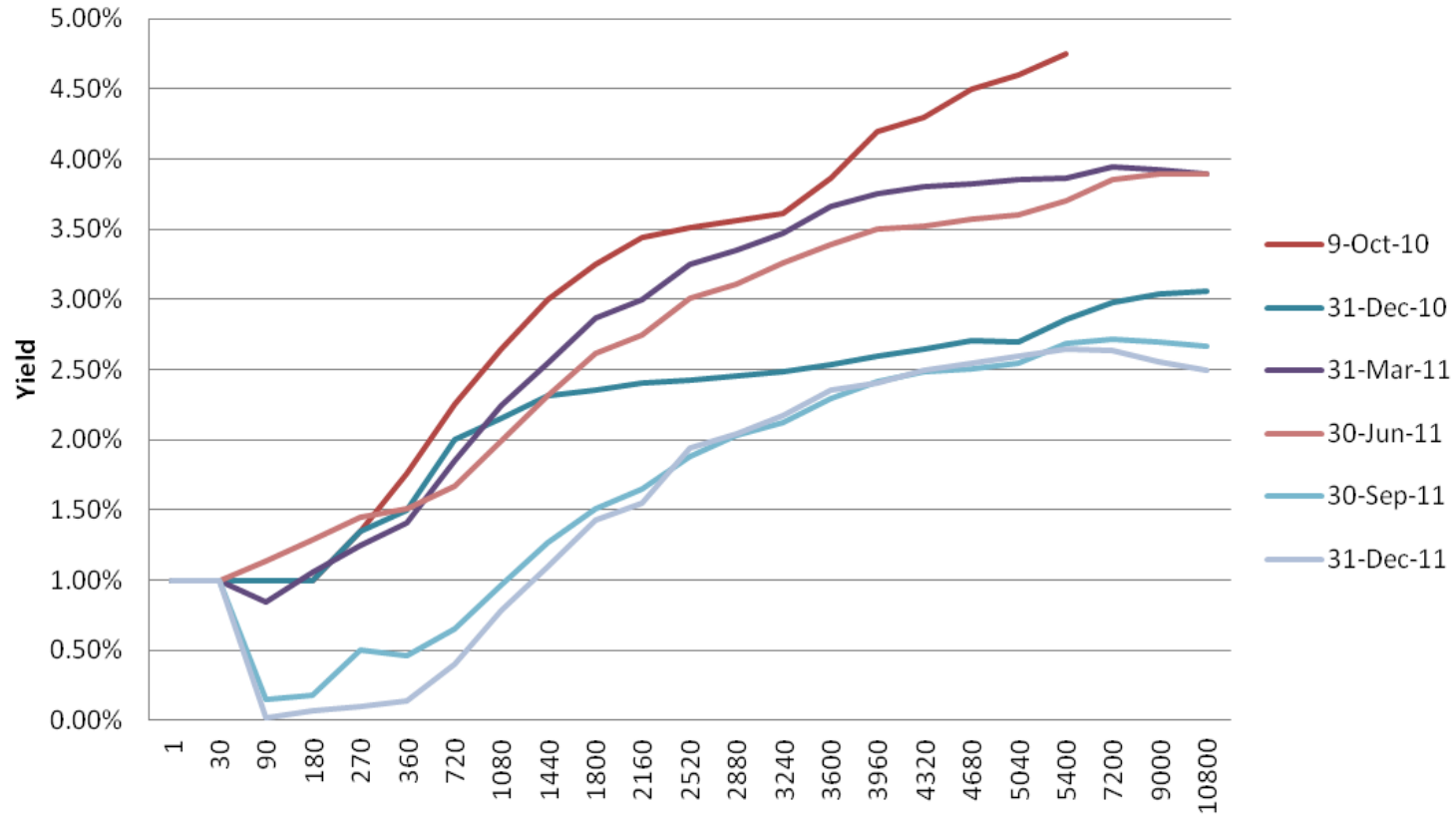
**Indicative prices as of: 31-Dec-11**

*Government Bonds including issuance of  
October 15th and October 21st 2010*

Issue	Issue date	Maturity date	Coupon rate	ANG MM yield	Indicative price	
0NA7F13C09	9 7/8% Neth. Antilles 2002/2012 (s/a)	1-Mar-02	1-Mar-12	9.875%	0.49%	101.56
0NA7H13C07	7 1/2% Neth. Antilles 2002/2012 (s/a)	1-May-02	1-May-12	7.500%	0.03%	102.49
0NA7HK3C01	10% Neth. Antilles 2002/2012 (s/a)	20-May-02	20-May-12	10.000%	0.04%	103.84
0EC96Q1O01	7 3/8% Curaçao 2007/2012 (s/a)	26-Jun-07	26-Jun-12	7.375%	0.06%	103.55
0EC94A2007	7 1/2% Curaçao 2007/2013 (s/a)	10-Apr-07	10-Apr-13	7.500%	0.22%	109.27
0NA9HD1O07	5% Neth. Antilles 2008/2013	13-May-08	13-May-13	5.000%	0.24%	106.49
0EC7TU3C00	7 7/8% Curaçao 2003/2013 (s/a)	30-May-03	30-May-13	7.875%	0.25%	110.77
0NA8ZG2C06	7 3/8% Neth. Antilles 2006/2013	16-Nov-06	16-Nov-13	7.375%	0.37%	113.07
0EC8C63009	7 5/8% Curaçao 2004/2013 (s/a)	6-Dec-04	6-Dec-13	7.625%	0.39%	113.91
0EC81Q3C05	8% Curaçao 2004/2014 (s/a)	26-Jan-04	26-Jan-14	8.000%	0.43%	115.57
0NA82K3C01	8% Neth. Antilles 2004/2014 (s/a)	20-Feb-04	20-Feb-14	8.000%	0.46%	116.01
0EC8713C02	7 7/8% Curaçao 2004/2010/14 (s/a)	1-Jul-04	1-Jul-14	7.875%	0.60%	118.03
0NA8XF3C07	7 1/2% Neth. Antilles 2006/2014 (s/a)	15-Sep-06	15-Sep-14	7.500%	0.68%	118.26
0EC8IM3C02	7 1/4% Curaçao 2005/2015 (s/a)	22-Jun-05	22-Jun-15	7.250%	0.94%	121.54
0EC9JA2C06	5 1/2% Curaçao 2008/2015 (s/a)	10-Jul-08	10-Jul-15	5.500%	0.95%	115.73
0NA8K53C02	7 1/4% Neth. Antilles 2005/2015 (s/a)	5-Aug-05	5-Aug-15	7.250%	0.97%	122.11
0NA9KR2C09	5 1/2% Neth. Antilles 2008/2015 (s/a)	3-Oct-08	3-Oct-15	5.500%	1.02%	116.44
0NA8P23C04	7 % Neth. Antilles 2006 / 2016 (s/a)	2-Jan-06	2-Jan-16	7.000%	1.10%	123.03
0NA8T23C00	7 1/2% Neth. Antilles 2006 / 2016 (s/a)	8-May-06	8-May-16	7.500%	1.22%	126.55
0EC8Z13C09	7 1/2% Curaçao 2006 / 2016 (s/a)	1-Nov-06	1-Nov-16	7.500%	1.38%	128.53
0EC91Q3C04	8% Curaçao 2007 / 2017 (s/a)	26-Jan-07	26-Jan-17	8.000%	1.44%	131.96
0EC8US3O05	7 7/8% Curaçao 2006/2017 (s/a)	28-Jun-06	28-Jun-17	7.875%	1.49%	133.56
0EC9A13C07	8 % Curaçao 2007/2017 (s/a)	3-Sep-07	3-Sep-17	8.000%	1.51%	135.15
0NA9BU3C03	7 5/8% Neth. Antilles 2007/2017 (s/a)	30-Nov-07	30-Nov-17	7.625%	1.54%	134.30
0NA9EJ3C05	7 1/2% Neth. Antilles 2008/2018 (s/a)	19-Feb-08	19-Feb-18	7.500%	1.60%	134.32
0NA7415008	8% Neth. Antilles 2003/2018 (s/a)	18-Jun-03	18-Jun-18	8.000%	1.73%	138.17
OECAAF3C06	2 1/2% Curaçao 2010/2020 (s/a)	15-Oct-10	15-Oct-20	2.500%	2.15%	102.82
OSMAAL3C03	2 1/2% Sint Maarten 2010/2020 (s/a)	21-Oct-10	21-Oct-20	2.500%	2.15%	102.81
OECAAD5003	2 3/4% Curaçao 2010/2025 (s/a)	15-Oct-10	15-Oct-25	2.750%	2.59%	101.85
OSMAAL5005	2 5/8% Sint Maarten 2010/2025 (s/a)	21-Oct-10	21-Oct-25	2.625%	2.59%	100.40
OECAAF6O09	2 7/8% Curaçao 2010/2030 (s/a)	15-Oct-10	15-Oct-30	2.875%	2.64%	103.47
OSMAAL6O06	2 3/4% Sint Maarten 2010/2030 (s/a)	21-Oct-10	21-Oct-30	2.750%	2.64%	101.63
OECAAF8C01	3% Curaçao 2010/2035 (s/a)	15-Oct-10	15-Oct-35	3.000%	2.58%	107.47
OSMAAL8C08	2 7/8% Sint Maarten 2010/2035 (s/a)	21-Oct-10	21-Oct-35	2.875%	2.58%	105.26
OECAAF002	3 1/8% Curaçao 2010/2040 (s/a)	15-Oct-10	15-Oct-40	3.125%	2.51%	112.48
OSMAALA009	3% Sint Maarten 2010/2040 (s/a)	21-Oct-10	21-Oct-40	3.000%	2.51%	109.94

Interest on securities issued before October 1, 1999 is free of taxes. Therefore, prices for these securities can deviate.

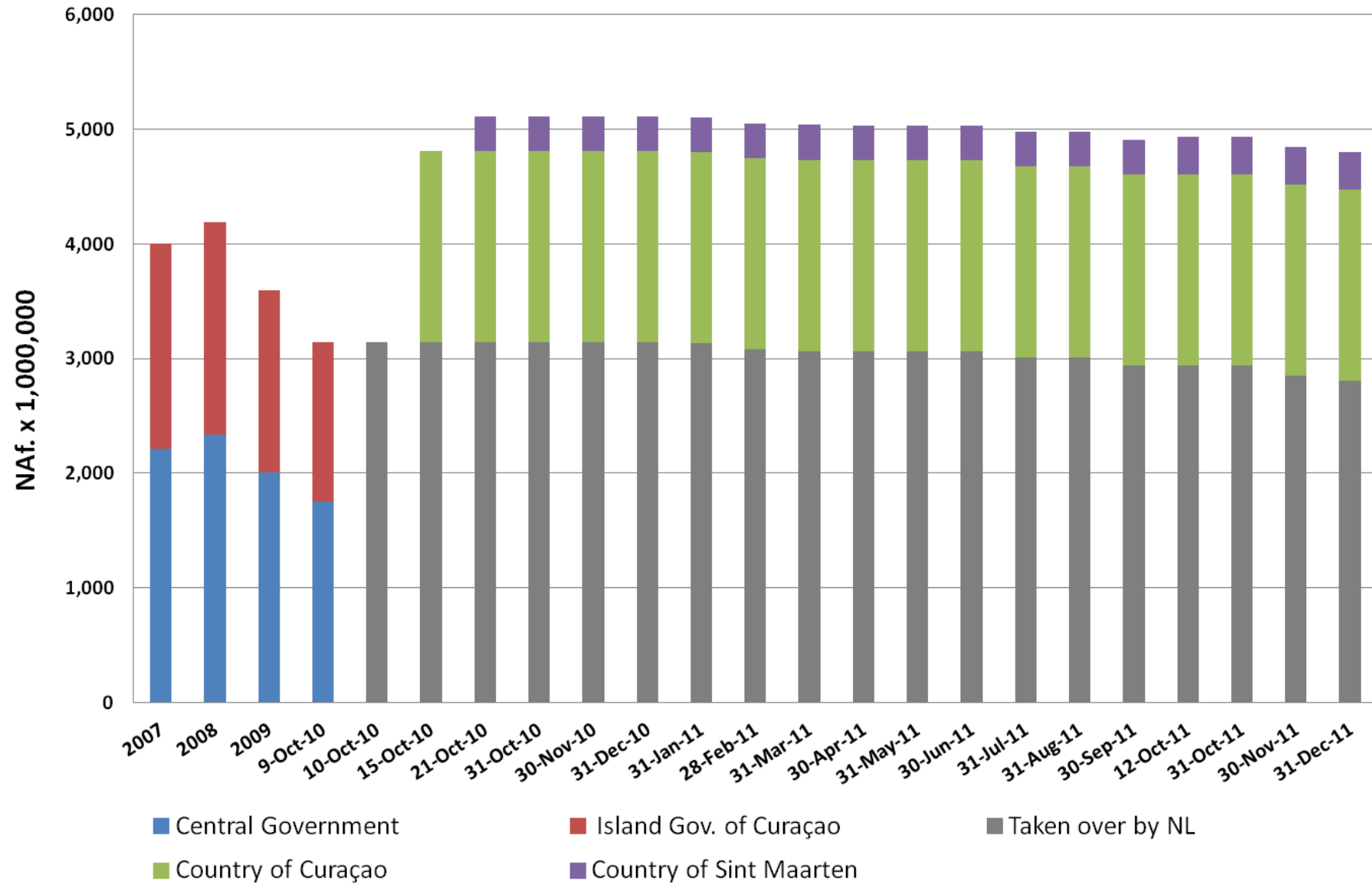
# Local yield in days



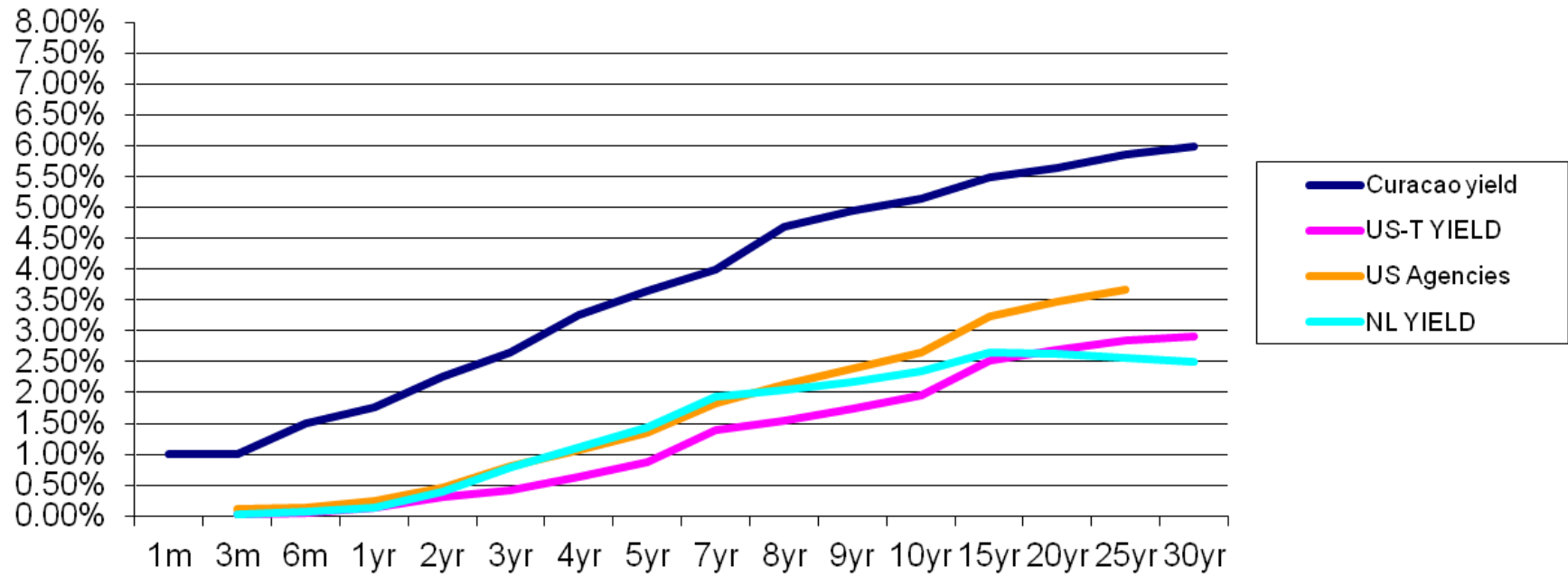
### Yield table incl debt relief

		31-Dec-11
o/n	1	1.00%
1m	30	1.00%
3m	90	0.02%
6m	180	0.07%
9m	270	0.10%
1yr	360	0.14%
2yr	720	0.40%
3yr	1080	0.79%
4yr	1440	1.10%
5yr	1800	1.43%
6yr	2160	1.55%
7yr	2520	1.94%
8yr	2880	2.05%
9yr	3240	2.17%
10yr	3600	2.35%
11yr	3960	2.40%
12yr	4320	2.50%
13yr	4680	2.55%
14yr	5040	2.60%
15yr	5400	2.65%
20yr	7200	2.64%
25yr	9000	2.56%
30yr	10800	2.50%

# Outstanding Securities



### Curacao vs US-T vs US Agencies vs NL Yield (Dec 31, 2011)



Curacao yield

This yield curve is an extrapolation to today's yield data, excluding the issuance of October 15th and 21st 2010.

		31-Dec-11
1m	1m	1.00%
3m	3m	1.00%
6m	6m	1.50%
1yr	1yr	1.76%
2yr	2yr	2.25%
3yr	3yr	2.65%
4yr	4yr	3.25%
5yr	5yr	3.65%
7yr	7yr	4.00%
8yr	8yr	4.70%
9yr	9yr	4.95%
10yr	10yr	5.15%
15yr	15yr	5.50%
20yr	20yr	5.65%
25yr	25yr	5.85%
30yr	30yr	6.00%