



Centrale Bank van Curaçao en Sint Maarten

(Central Bank)

Financial Market Information

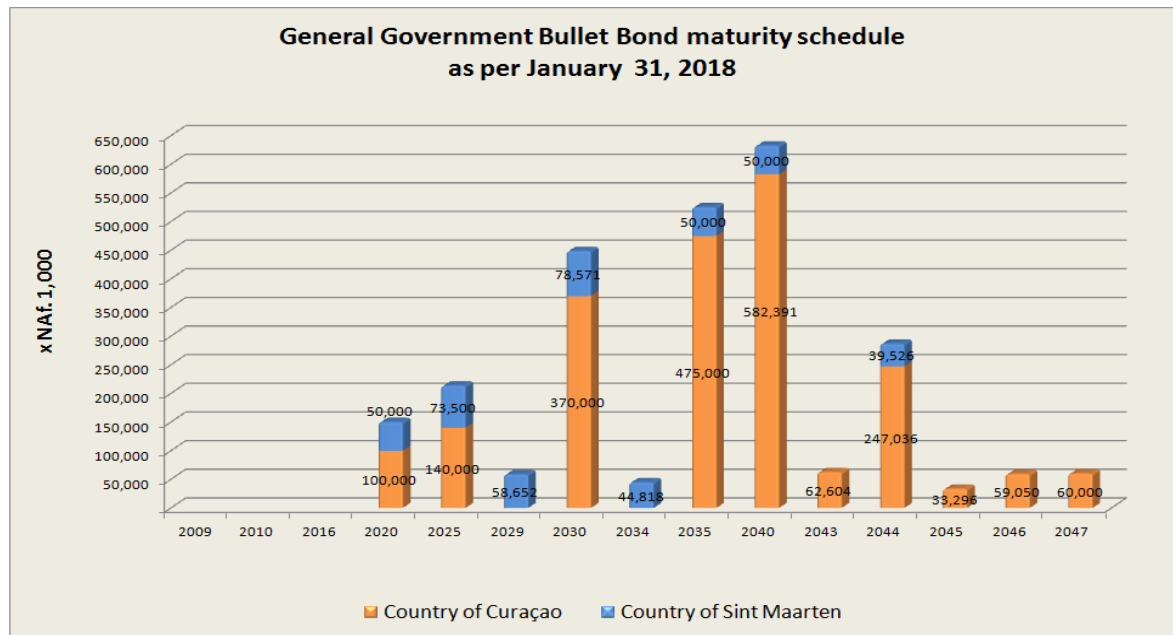
Indicative prices

January 31, 2018

*Government Bonds including issuance of
new Gov-Bonds*

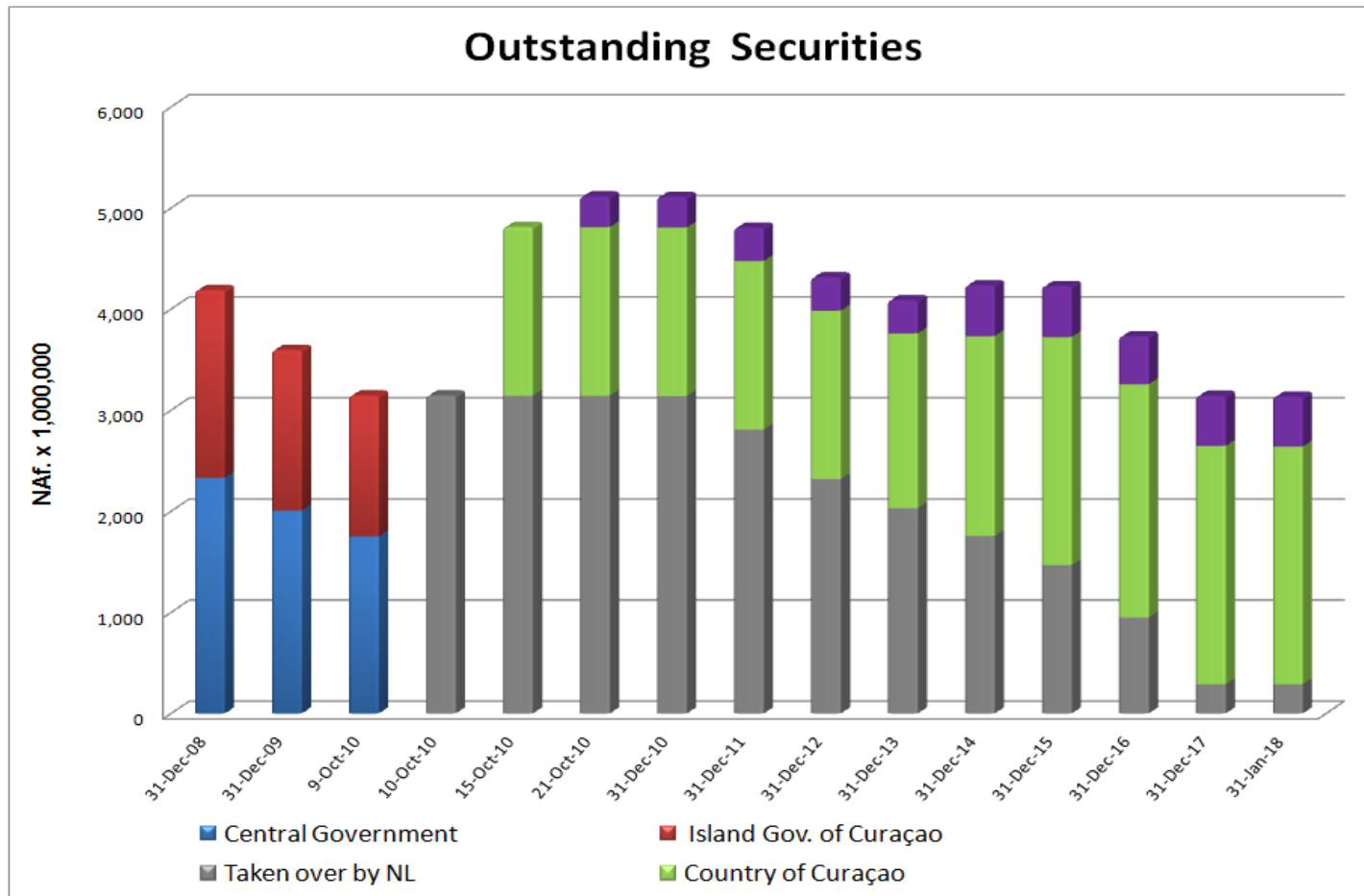
NASIC	Government Issues	Issue date	Maturity date	Coupon rate	ANG MM yield	Indicative price
ONA9EJ3C05	7 1/2% Neth. Antilles 2008/2018 (s/a)	19-Feb-08	19-Feb-18	7.500%	0.00%	100.37
ONA7415008	8% Neth. Antilles 2003/2018 (s/a)	18-Jun-03	18-Jun-18	8.000%	-0.57%	103.27
OECAAF3C06	2 1/2% Curaçao 2010/2020 (s/a)	15-Oct-10	15-Oct-20	2.500%	-0.56%	108.34
OSMAAL3C03	2 1/2% Sint Maarten 2010/2020 (s/a)	21-Oct-10	21-Oct-20	2.500%	-0.56%	108.42
OECAAD5003	2 3/4% Curaçao 2010/2025 (s/a)	15-Oct-10	15-Oct-25	2.750%	0.49%	117.05
OSMAAL5005	2 5/8% Sint Maarten 2010/2025 (s/a)	21-Oct-10	21-Oct-25	2.625%	0.49%	116.12
OSMBI25002	2.25% Sint Maarten 2014/2029 (s/a)	2-Jun-14	2-Jun-29	2.250%	0.81%	115.60
OECAAF6009	2 7/8% Curaçao 2010/2030 (s/a)	15-Oct-10	15-Oct-30	2.875%	0.88%	123.95
OSMAAL6006	2 3/4% Sint Maarten 2010/2030 (s/a)	21-Oct-10	21-Oct-30	2.750%	0.88%	122.47
OSMCKP5001	0.83% Sint Maarten 2017/2032 (s/a)	25-Aug-17	25-Aug-32	0.830%	0.97%	98.04
OSMBI26000	2.375% Sint Maarten 2014/2034 (s/a)	2-Jun-14	2-Jun-34	2.375%	1.03%	120.22
OECAAF8C01	3% Curaçao 2010/2035 (s/a)	15-Oct-10	15-Oct-35	3.000%	1.06%	131.28
OSMAAL8C08	2 7/8% Sint Maarten 2010/2035 (s/a)	21-Oct-10	21-Oct-35	2.875%	1.06%	129.28
OECAAF8C01	3 1/8% Curaçao 2010/2040 (s/a)	15-Oct-10	15-Oct-40	3.125%	1.17%	138.97
OSMAALA009	3% Sint Maarten 2010/2040 (s/a)	21-Oct-10	21-Oct-40	3.000%	1.17%	136.50
OCUB9GA001	2 3/4% Curaçao 2013/2043 (s/a)	16-Sep-13	16-Sep-43	2.750%	1.23%	133.45
OCUB12A008	2.45% Curaçao 2014/ 2044 (s/a)	2-Jun-14	2-Jun-44	2.450%	1.24%	127.18
OSMBI2A001	2.45% Sint Maarten 2014/2044 (s/a)	2-Jun-14	2-Jun-44	2.450%	1.24%	127.18
OSMBNLA000	1.80% Sint Maarten 2014/2044 (s/a)	21-Nov-14	21-Nov-44	1.800%	1.25%	112.60
OCUBPKA004	1.60% Curaçao JAN 20 2015-45 S/A	20-Jan-15	20-Jan-45	1.600%	1.25%	108.02
OCUC0UA000	1.62% Curaçao DEC 30 2015-45 S/A	30-Dec-15	30-Dec-45	1.620%	1.27%	108.32
OCUCNUA006	1.24% Curaçao Nov 30 2017-47 S/A	30-Nov-17	30-Nov-47	1.240%	1.30%	98.54
OCUC66A008	1.00% Curaçao JUN 06 2016-46 S/A	6/6/2016	6/6/2046	1.000%	1.27%	93.52

Interest on securities issued before October 1, 1999 is free of taxes. Therefore, prices for these securities can deviate.



**General Government Sinking Bond maturity schedule
as per January 31, 2018**

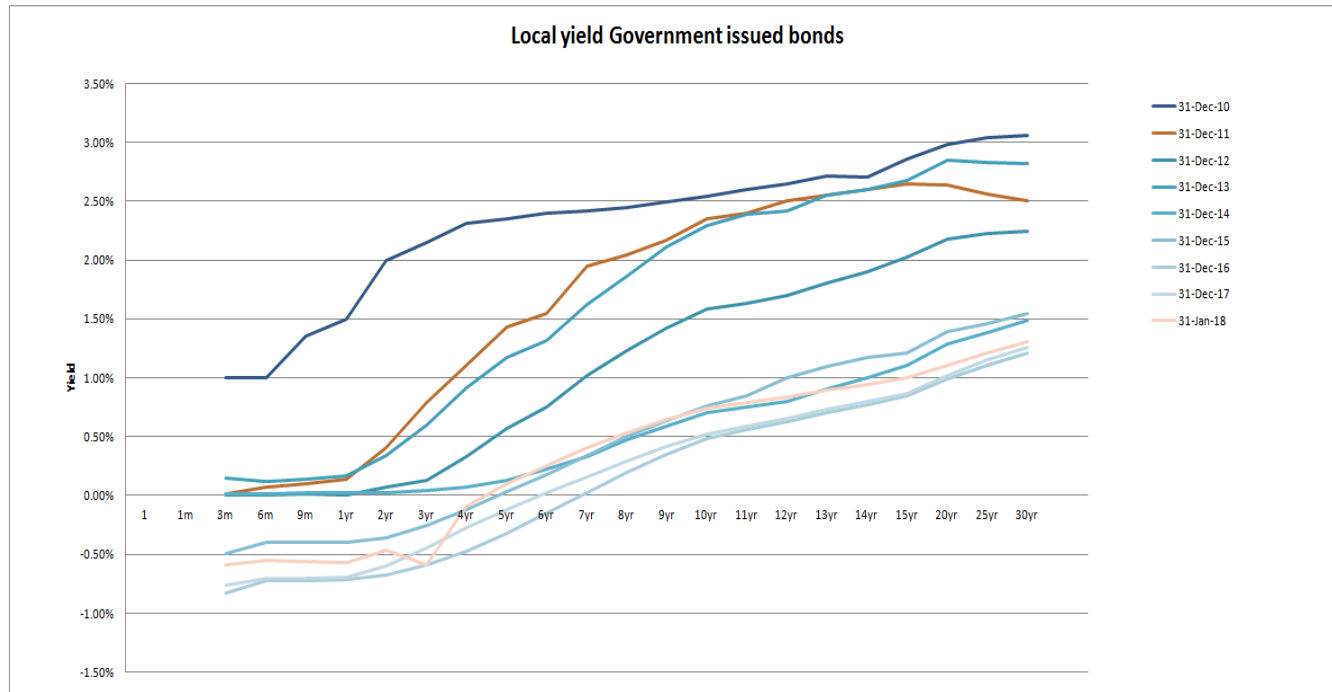
	<u>period</u>	<u>Total issued bond</u>	<u>maturity per year</u>
Country of Curaçao	2015-2045	245,454,000.00	8,181,800.00
Country of Sint Maarten	2014-2044	30,271,000.00	1,009,033.00
Country of Sint Maarten	2017-2032	21,705,000.00	1,447,000.00





Local yield table incl debt relief
GOV only

		31-Jan-18
o/n	1	
1m	30	
3m	90	-0.59%
6m	180	-0.55%
9m	270	-0.56%
1yr	360	-0.57%
2yr	720	-0.47%
3yr	1080	-0.59%
4yr	1440	-0.09%
5yr	1800	0.10%
6yr	2160	0.25%
7yr	2520	0.40%
8yr	2880	0.53%
9yr	3240	0.64%
10yr	3600	0.74%
11yr	3960	0.79%
12yr	4320	0.84%
13yr	4680	0.89%
14yr	5040	0.95%
15yr	5400	1.00%
20yr	7200	1.11%
25yr	9000	1.21%
30yr	10800	1.30%





Local Yield Curaçao

January 31, 2018

This yield curve is an extrapolation to today's yield data, excluding the issuance of New Gov-bonds.

		Curacao yield
1m	1m	1.00%
3m	3m	1.25%
6m	6m	1.65%
1yr	1yr	2.00%
2yr	2yr	2.50%
3yr	3yr	3.25%
4yr	4yr	3.75%
5yr	5yr	4.25%
7yr	7yr	4.65%
8yr	8yr	4.88%
9yr	9yr	5.15%
10yr	10yr	5.35%
15yr	15yr	5.50%
20yr	20yr	5.65%
25yr	25yr	5.85%
30yr	30yr	6.00%

