



Centrale Bank van Curaçao en Sint Maarten  
(Central Bank)  
Financial Market Information

Indicative prices

May 31, 2018

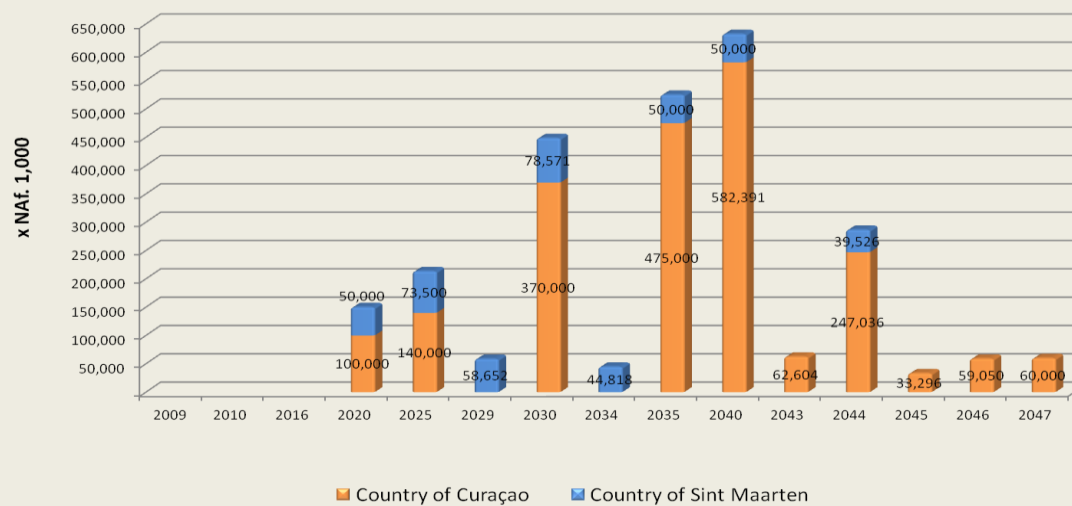
Government Bonds including issuance of  
new Gov-Bonds

NASIC	Government Issues	Issue date	Maturity date	Coupon rate	ANG MM yield	Indicative price
ONA7415008	8% Neth. Antilles 2003/2018 (s/a)	18-Jun-03	18-Jun-18	8.000%	0.00%	100.31
OECAAF3C06	2 1/2% Curaçao 2010/2020 (s/a)	15-Oct-10	15-Oct-20	2.500%	-0.56%	107.29
OSMAAL3C03	2 1/2% Sint Maarten 2010/2020 (s/a)	21-Oct-10	21-Oct-20	2.500%	-0.56%	107.35
OECAAD5003	2 3/4% Curaçao 2010/2025 (s/a)	15-Oct-10	15-Oct-25	2.750%	0.17%	118.86
OSMAAL5005	2 5/8% Sint Maarten 2010/2025 (s/a)	21-Oct-10	21-Oct-25	2.625%	0.17%	117.97
OSMBI25002	2.25% Sint Maarten 2014/2029 (s/a)	2-Jun-14	2-Jun-29	2.250%	0.53%	118.31
OECAAF6O09	2 7/8% Curaçao 2010/2030 (s/a)	15-Oct-10	15-Oct-30	2.875%	0.61%	126.92
OSMAAL6O06	2 3/4% Sint Maarten 2010/2030 (s/a)	21-Oct-10	21-Oct-30	2.750%	0.61%	125.46
OSMCKP5001	0.83% Sint Maarten 2017/2032 (s/a)	25-Aug-17	25-Aug-32	0.830%	0.72%	101.54
OSMBI26000	2.375% Sint Maarten 2014/2034 (s/a)	2-Jun-14	2-Jun-34	2.375%	0.78%	123.92
OECAAF8C01	3% Curaçao 2010/2035 (s/a)	15-Oct-10	15-Oct-35	3.000%	0.81%	135.40
OSMAAL8C08	2 7/8% Sint Maarten 2010/2035 (s/a)	21-Oct-10	21-Oct-35	2.875%	0.81%	133.41
OECAAF8C01	3 1/8% Curaçao 2010/2040 (s/a)	15-Oct-10	15-Oct-40	3.125%	0.91%	144.82
OSMAALA009	3% Sint Maarten 2010/2040 (s/a)	21-Oct-10	21-Oct-40	3.000%	0.91%	142.32
OCUB9GA001	2 3/4% Curaçao 2013/2043 (s/a)	16-Sep-13	16-Sep-43	2.750%	0.96%	140.23
OCUB12A008	2.45% Curacao 2014/ 2044 (s/a)	2-Jun-14	2-Jun-44	2.450%	0.97%	134.06
OSMBI2A001	2.45% Sint Maarten 2014/2044 (s/a)	2-Jun-14	2-Jun-44	2.450%	0.97%	134.06
OSMBNLA000	1.80% Sint Maarten 2014/2044 (s/a)	21-Nov-14	21-Nov-44	1.800%	0.97%	119.28
OCUBPKA004	1.60% Curaçao JAN 20 2015-45 S/A	20-Jan-15	20-Jan-45	1.600%	0.97%	114.64
OCUC0UA000	1.62% Curaçao DEC 30 2015-45 S/A	30-Dec-15	30-Dec-45	1.620%	0.99%	115.22
OCUCNUA006	1.24% Curaçao Nov 30 2017-47 S/A	30-Nov-17	30-Nov-47	1.240%	1.02%	105.70
OCUC66A008	1.00% Curaçao JUN 06 2016-46 S/A	6/6/2016	6/6/2046	1.000%	0.99%	100.14

Interest on securities issued before October 1, 1999 is free of taxes. Therefore, prices for these securities can deviate.

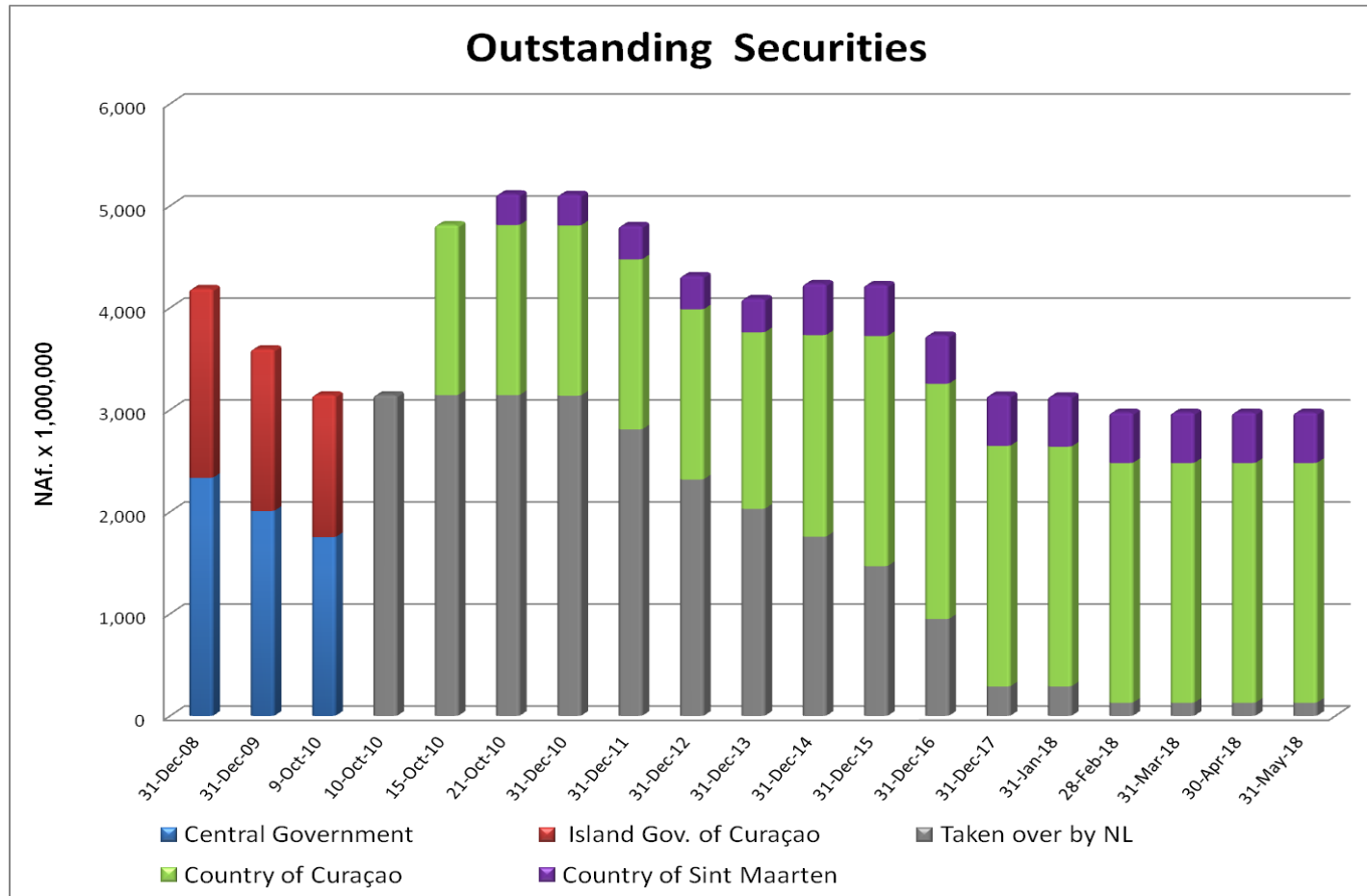


**General Government Bullet Bond maturity schedule  
as per May 31, 2018**



**General Government Sinking Bond maturity schedule  
as per May 31, 2018**

	<u>period</u>	<u>Total issued bond</u>	<u>maturity per year</u>
Country of Curaçao	2015-2045	245,454,000.00	8,181,800.00
Country of Sint Maarten	2014-2044	30,271,000.00	1,009,033.00
Country of Sint Maarten	2017-2032	21,705,000.00	1,447,000.00



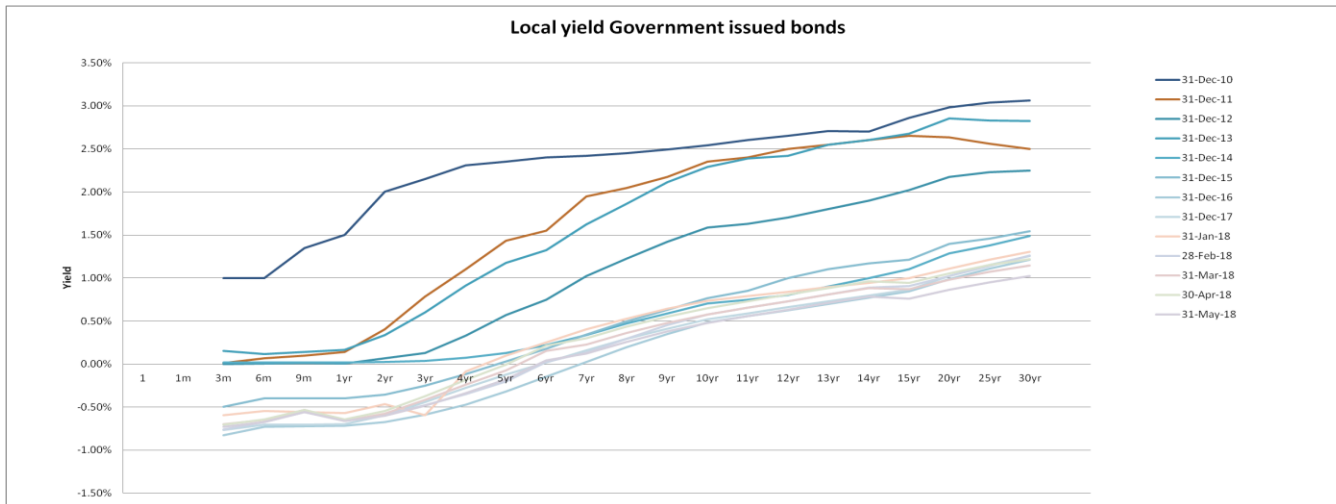


## Local Yield Governments

May 31, 2018

Local yield table incl debt relief  
GOV only

		31-May-18
o/n	1	
1m	30	
3m	90	-0.73%
6m	180	-0.68%
9m	270	-0.67%
1yr	360	-0.66%
2yr	720	-0.60%
3yr	1080	-0.48%
4yr	1440	-0.34%
5yr	1800	-0.18%
6yr	2160	-0.03%
7yr	2520	0.12%
8yr	2880	0.26%
9yr	3240	0.38%
10yr	3600	0.48%
11yr	3960	0.53%
12yr	4320	0.59%
13yr	4680	0.65%
14yr	5040	0.70%
15yr	5400	0.76%
20yr	7200	0.87%
25yr	9000	0.95%
30yr	10800	1.02%





## Local Yield Governments vs US-T vs US Agencies

May 31, 2018

Local Yield Gov vs US-T vs US Agencies ( May 31, 2018)

