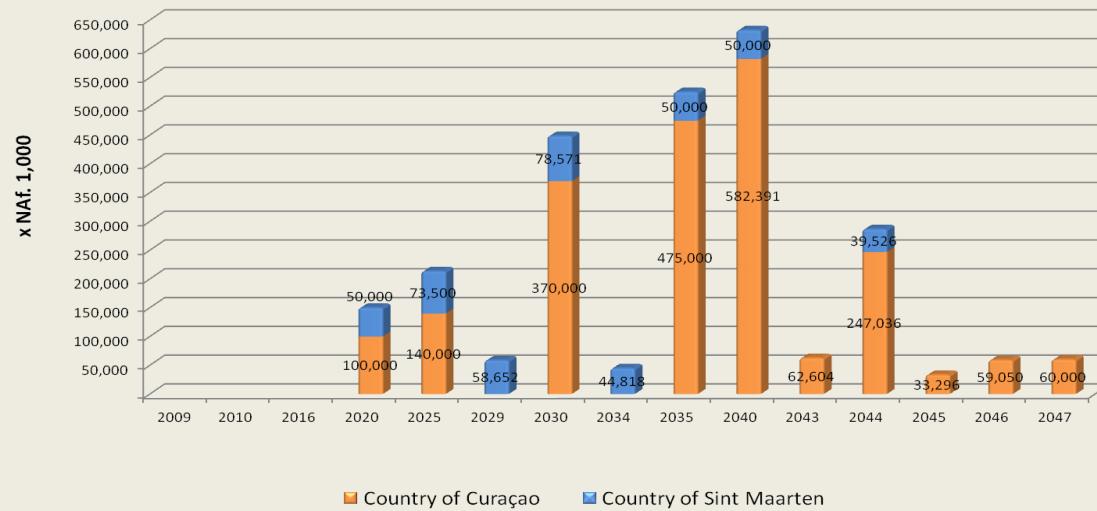




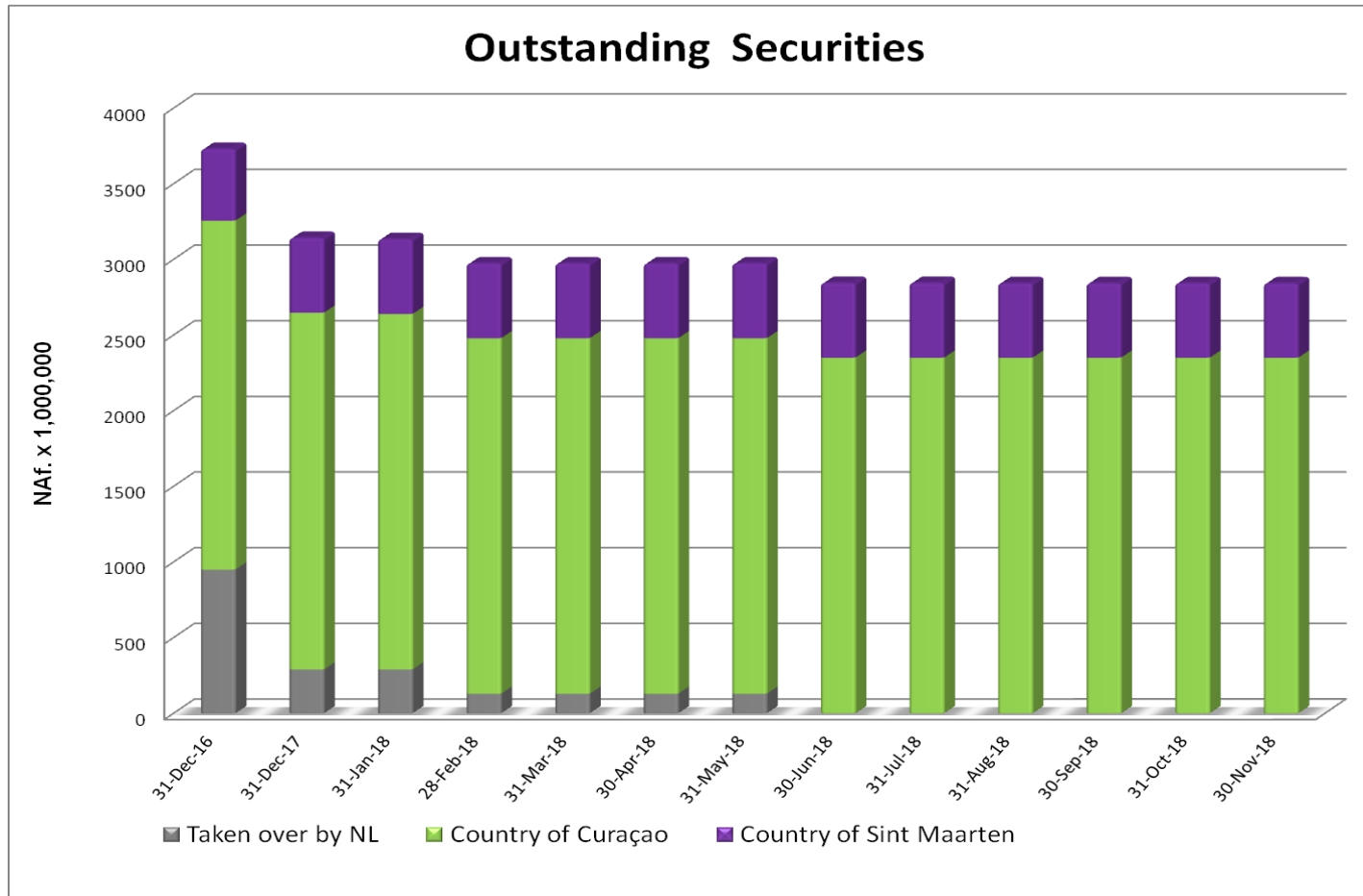


**General Government Bullet Bond maturity schedule  
as per November 30, 2018**



**General Government Sinking Bond maturity schedule  
as per November 30, 2018**

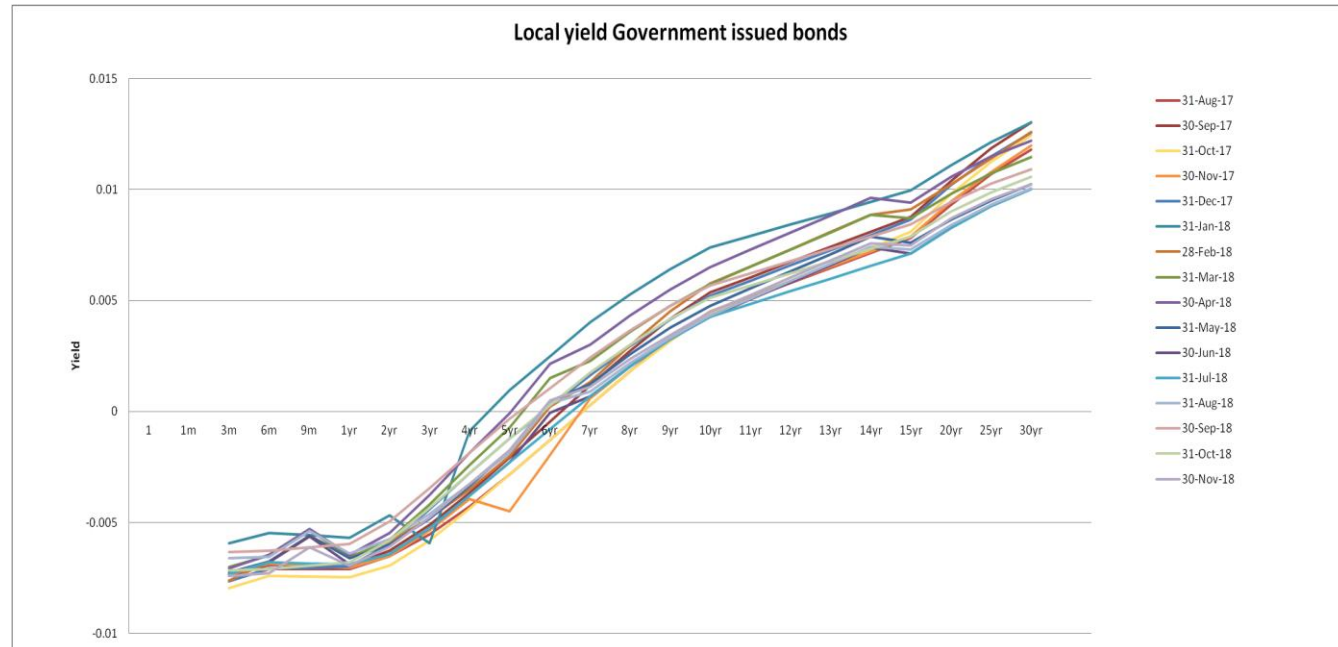
	<u>period</u>	<u>Total issued bond</u>	<u>maturity per year</u>
Country of Curaçao	2015-2045	245,454,000.00	8,181,800.00
Country of Sint Maarten	2014-2044	30,271,000.00	1,009,033.00
Country of Sint Maarten	2017-2032	21,705,000.00	1,447,000.00





Local yield table incl debt relief  
GOV only

		30-Nov-18
o/n	1	
1m	30	
3m	90	-0.74%
6m	180	-0.73%
9m	270	-0.61%
1yr	360	-0.69%
2yr	720	-0.61%
3yr	1080	-0.48%
4yr	1440	-0.33%
5yr	1800	-0.18%
6yr	2160	0.05%
7yr	2520	0.11%
8yr	2880	0.24%
9yr	3240	0.35%
10yr	3600	0.45%
11yr	3960	0.53%
12yr	4320	0.60%
13yr	4680	0.68%
14yr	5040	0.76%
15yr	5400	0.75%
20yr	7200	0.87%
25yr	9000	0.96%
30yr	10800	1.02%





## Local Yield Governments vs US-T vs US Agencies

November 30, 2018

