

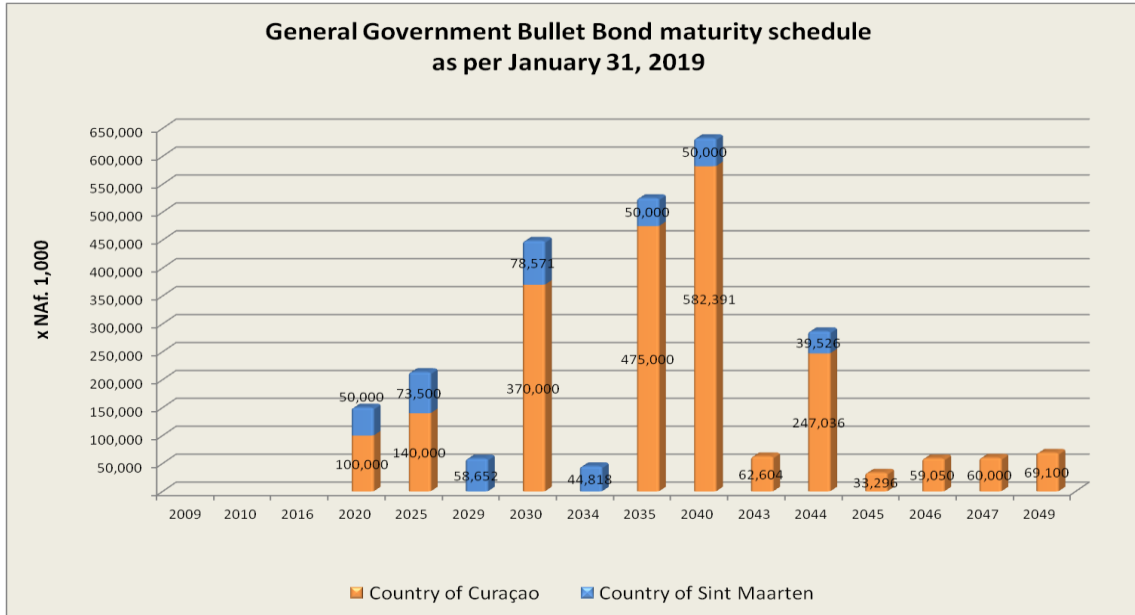


Indicative prices

January 31, 2019

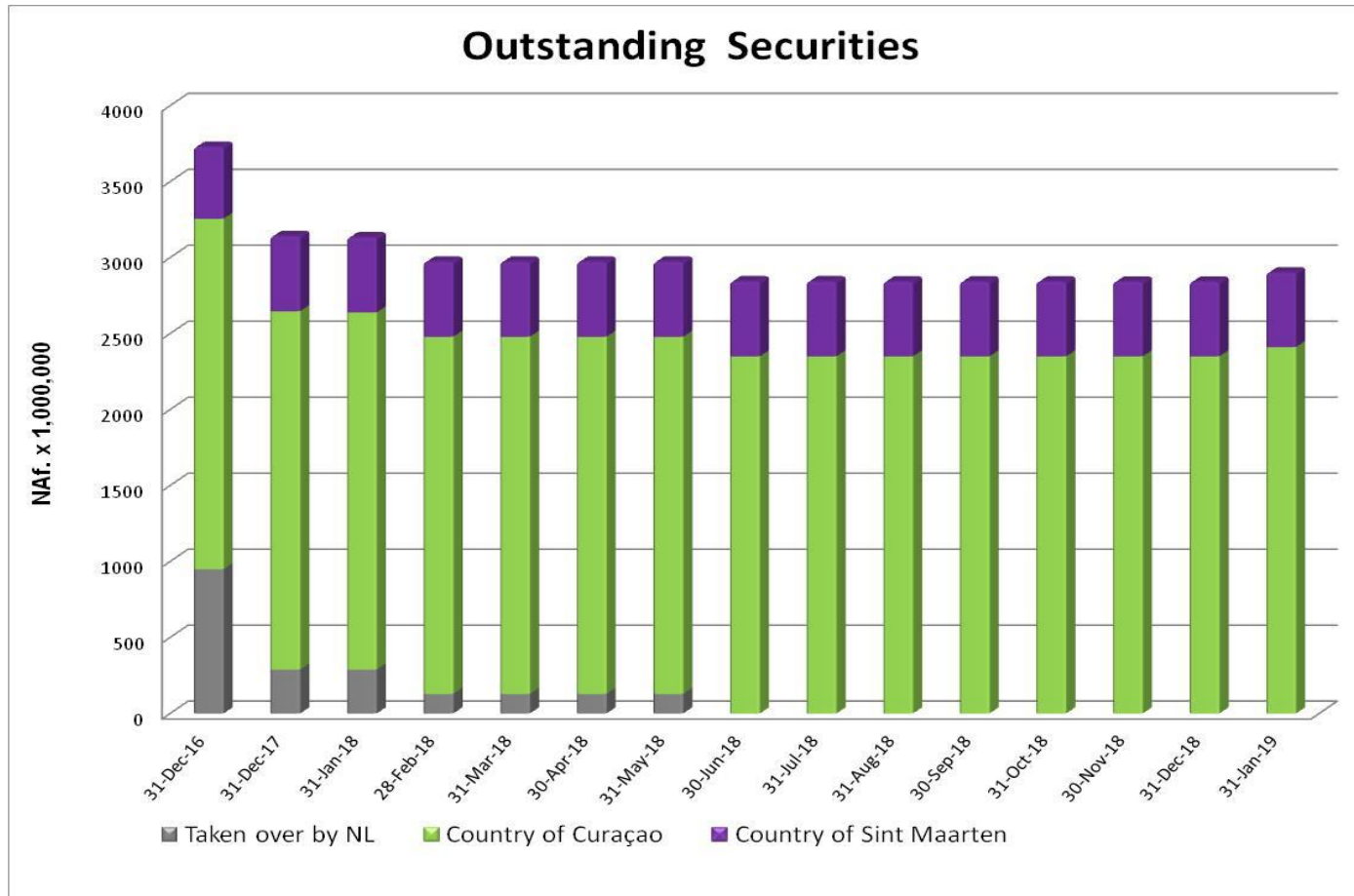
Government Bonds including issuance of
new Gov-Bonds

NASIC	Government Issues	Issue date	Maturity date	Coupon rate	ANG MM yield	Indicative price
OECAAF3C06	2 1/2% Curaçao 2010/2020 (s/a)	15-Oct-10	15-Oct-20	2.500%	-0.59%	105.30
OSMAAL3C03	2 1/2% Sint Maarten 2010/2020 (s/a)	21-Oct-10	21-Oct-20	2.500%	-0.59%	105.36
OECAAD5003	2 3/4% Curaçao 2010/2025 (s/a)	15-Oct-10	15-Oct-25	2.750%	-0.06%	118.90
OSMAAL5005	2 5/8% Sint Maarten 2010/2025 (s/a)	21-Oct-10	21-Oct-25	2.625%	-0.05%	118.00
OSMBI25002	2.25% Sint Maarten 2014/2029 (s/a)	2-Jun-14	2-Jun-29	2.250%	0.30%	119.81
OECAAF6009	2 7/8% Curaçao 2010/2030 (s/a)	15-Oct-10	15-Oct-30	2.875%	0.38%	128.54
OSMAAL6006	2 3/4% Sint Maarten 2010/2030 (s/a)	21-Oct-10	21-Oct-30	2.750%	0.38%	127.14
OSMCKP5001	0.83% Sint Maarten 2017/2032 (s/a)	25-Aug-17	25-Aug-32	0.830%	0.49%	104.52
OSMBI26000	2.375% Sint Maarten 2014/2034 (s/a)	2-Jun-14	2-Jun-34	2.375%	0.57%	126.40
OECAAF8C01	3% Curaçao 2010/2035 (s/a)	15-Oct-10	15-Oct-35	3.000%	0.60%	138.03
OSMAAL8C08	2 7/8% Sint Maarten 2010/2035 (s/a)	21-Oct-10	21-Oct-35	2.875%	0.60%	136.08
OECAAF002	3 1/8% Curaçao 2010/2040 (s/a)	15-Oct-10	15-Oct-40	3.125%	0.70%	148.83
OSMAALA009	3% Sint Maarten 2010/2040 (s/a)	21-Oct-10	21-Oct-40	3.000%	0.70%	146.35
OCUB9GA001	2 3/4% Curaçao 2013/2043 (s/a)	16-Sep-13	16-Sep-43	2.750%	0.74%	145.23
OCUB12A008	2.45% Curacao 2014/ 2044 (s/a)	2-Jun-14	2-Jun-44	2.450%	0.75%	139.26
OSMBI2A001	2.45% Sint Maarten 2014/2044 (s/a)	2-Jun-14	2-Jun-44	2.450%	0.75%	139.26
OSMBNLA000	1.80% Sint Maarten 2014/2044 (s/a)	21-Nov-14	21-Nov-44	1.800%	0.75%	124.55
OCUBPKA004	1.60% Curaçao JAN 20 2015-45 S/A	20-Jan-15	20-Jan-45	1.600%	0.75%	119.94
OCUCOUA000	1.62% Curaçao DEC 30 2015-45 S/A	30-Dec-15	30-Dec-45	1.620%	0.76%	120.81
OCUCNUA006	1.24% Curaçao Nov 30 2017-47 S/A	30-Nov-17	30-Nov-47	1.240%	0.78%	111.76
OCUC66A008	1.00% Curaçao JUN 06 2016-46 S/A	6-Jun-16	6-Jun-46	1.000%	0.77%	105.72
OCUCNUA009	0.92% Curaçao JAN 21 2019-49 S/A	21-Jan-19	21-Jan-49	0.920%	0.80%	103.31



**General Government Sinking Bond maturity schedule
as per January 31, 2019**

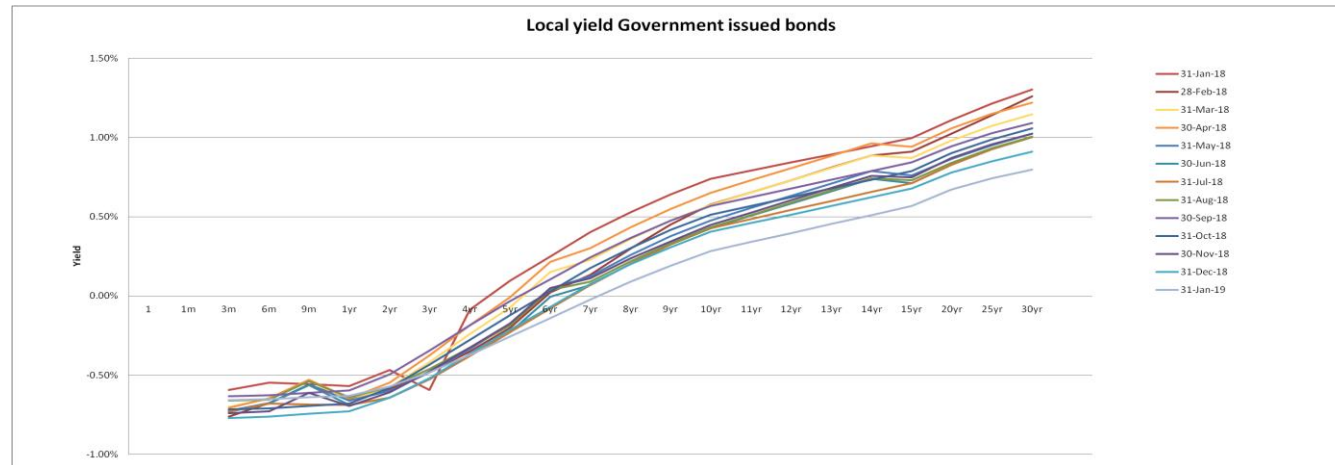
	<u>period</u>	<u>Total issued bond</u>	<u>maturity per year</u>
Country of Curaçao	2015-2045	245,454,000.00	8,181,800.00
Country of Sint Maarten	2014-2044	30,271,000.00	1,009,033.00
Country of Sint Maarten	2017-2032	21,705,000.00	1,447,000.00





Local yield table incl debt relief
GOV only

		31-Jan-19
o/n	1	
1m	30	
3m	90	-0.66%
6m	180	-0.65%
9m	270	-0.64%
1yr	360	-0.63%
2yr	720	-0.57%
3yr	1080	-0.48%
4yr	1440	-0.37%
5yr	1800	-0.26%
6yr	2160	-0.14%
7yr	2520	-0.02%
8yr	2880	0.09%
9yr	3240	0.19%
10yr	3600	0.28%
11yr	3960	0.34%
12yr	4320	0.40%
13yr	4680	0.45%
14yr	5040	0.51%
15yr	5400	0.57%
20yr	7200	0.67%
25yr	9000	0.74%
30yr	10800	0.80%





Local Yield Governments vs US-T vs US Agencies

January 31, 2019

