



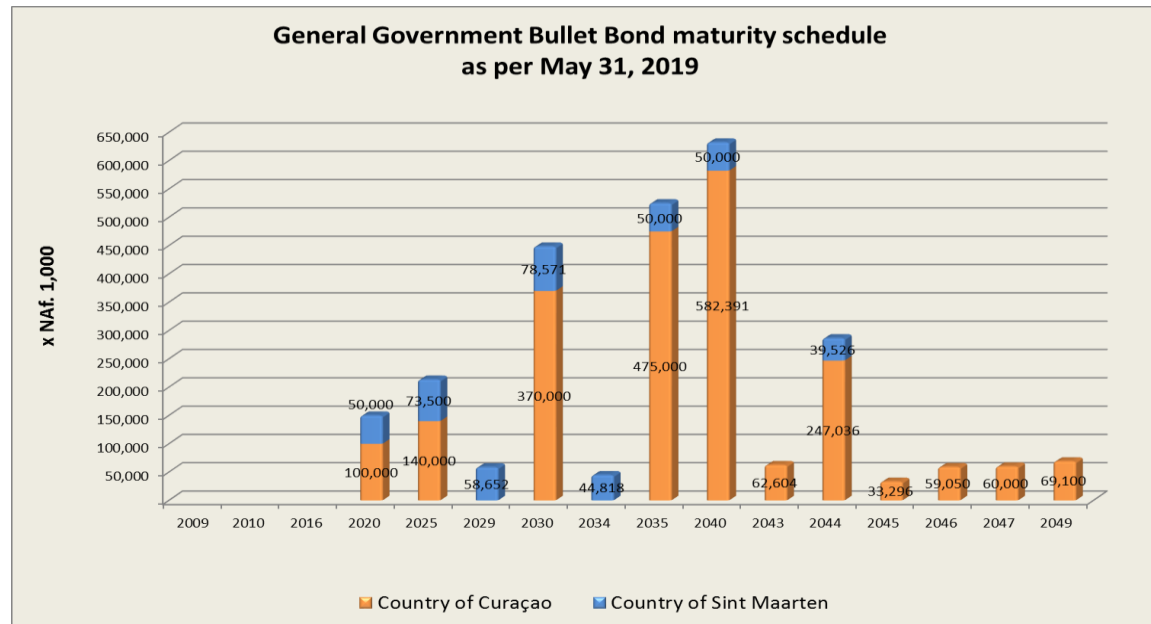
Centrale Bank van Curaçao en Sint Maarten  
(Central Bank)  
Financial Market Information

Indicative prices

May 31, 2019

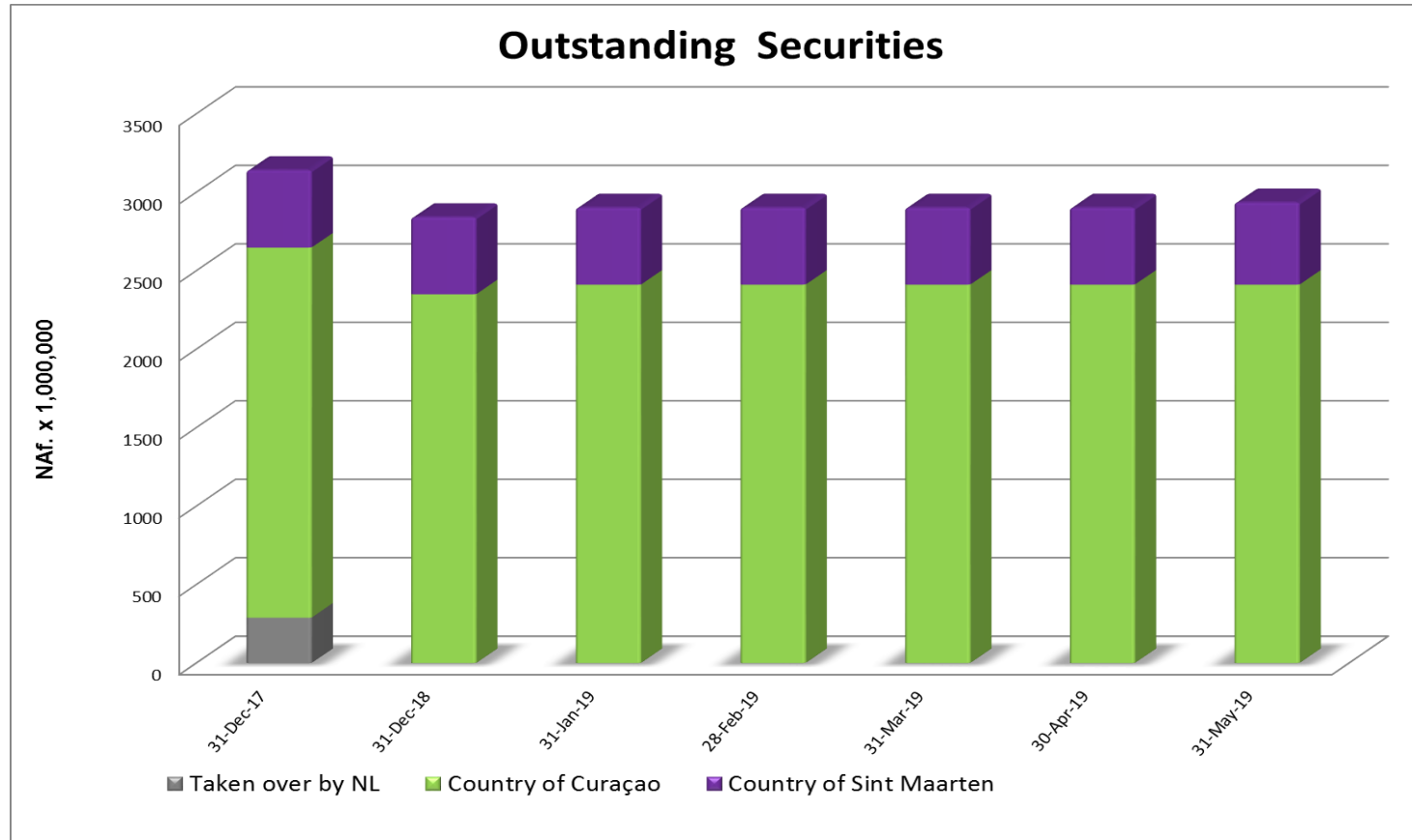
Government Bonds including issuance of  
new Gov-Bonds

NASIC	Government Issues	Issue date	Maturity date	Coupon rate	ANG MM yield	Indicative price
OECAAF3C06	2 1/2% Curaçao 2010/2020 (s/a)	15-Oct-10	15-Oct-20	2.500%	-0.63%	104.32
OSMAAL3C03	2 1/2% Sint Maarten 2010/2020 (s/a)	21-Oct-10	21-Oct-20	2.500%	-0.63%	104.38
OECAAD5003	2 3/4% Curaçao 2010/2025 (s/a)	15-Oct-10	15-Oct-25	2.750%	-0.36%	120.08
OSMAAL5005	2 5/8% Sint Maarten 2010/2025 (s/a)	21-Oct-10	21-Oct-25	2.625%	-0.36%	119.32
OSMBI25002	2.25% Sint Maarten 2014/2029 (s/a)	2-Jun-14	2-Jun-29	2.250%	-0.04%	122.95
OECAAF6009	2 7/8% Curaçao 2010/2030 (s/a)	15-Oct-10	15-Oct-30	2.875%	0.03%	132.25
OSMAAL6006	2 3/4% Sint Maarten 2010/2030 (s/a)	21-Oct-10	21-Oct-30	2.750%	0.03%	130.87
OSMCKP5001	0.83% Sint Maarten 2017/2032 (s/a)	25-Aug-17	25-Aug-32	0.830%	0.14%	109.11
OSMBI26000	2.375% Sint Maarten 2014/2034 (s/a)	2-Jun-14	2-Jun-34	2.375%	0.23%	131.58
OECAAF8C01	3% Curaçao 2010/2035 (s/a)	15-Oct-10	15-Oct-35	3.000%	0.27%	143.63
OSMAAL8C08	2 7/8% Sint Maarten 2010/2035 (s/a)	21-Oct-10	21-Oct-35	2.875%	0.27%	141.66
OECAAF002	3 1/8% Curaçao 2010/2040 (s/a)	15-Oct-10	15-Oct-40	3.125%	0.40%	155.76
OSMAALA009	3% Sint Maarten 2010/2040 (s/a)	21-Oct-10	21-Oct-40	3.000%	0.40%	153.23
OCUB9GA001	2 3/4% Curaçao 2013/2043 (s/a)	16-Sep-13	16-Sep-43	2.750%	0.44%	153.18
OCUB12A008	2.45% Curacao 2014/ 2044 (s/a)	2-Jun-14	2-Jun-44	2.450%	0.45%	147.27
OSMBI2A001	2.45% Sint Maarten 2014/2044 (s/a)	2-Jun-14	2-Jun-44	2.450%	0.45%	147.27
OSMBNLA000	1.80% Sint Maarten 2014/2044 (s/a)	21-Nov-14	21-Nov-44	1.800%	0.45%	132.39
OCUBPKA004	1.60% Curaçao JAN 20 2015-45 S/A	20-Jan-15	20-Jan-45	1.600%	0.45%	127.71
OCUCOUA000	1.62% Curaçao DEC 30 2015-45 S/A	30-Dec-15	30-Dec-45	1.620%	0.46%	128.97
OCUCNUA006	1.24% Curaçao Nov 30 2017-47 S/A	30-Nov-17	30-Nov-47	1.240%	0.47%	120.37
OCUC66A008	1.00% Curaçao JUN 06 2016-46 S/A	6/6/2016	6/6/2046	1.000%	0.46%	113.60
OCUCNUA009	0.92% Curaçao JAN 21 2019-49 S/A	21-Jan-19	21-Jan-49	0.920%	0.48%	112.04
OSMBNLA004	0.74% Sint Maarten May 10 2019/2049 (s/a)	10-May-19	10-May-49	0.740%	0.49%	107.08



**General Government Sinking Bond maturity schedule  
as per May 31, 2019**

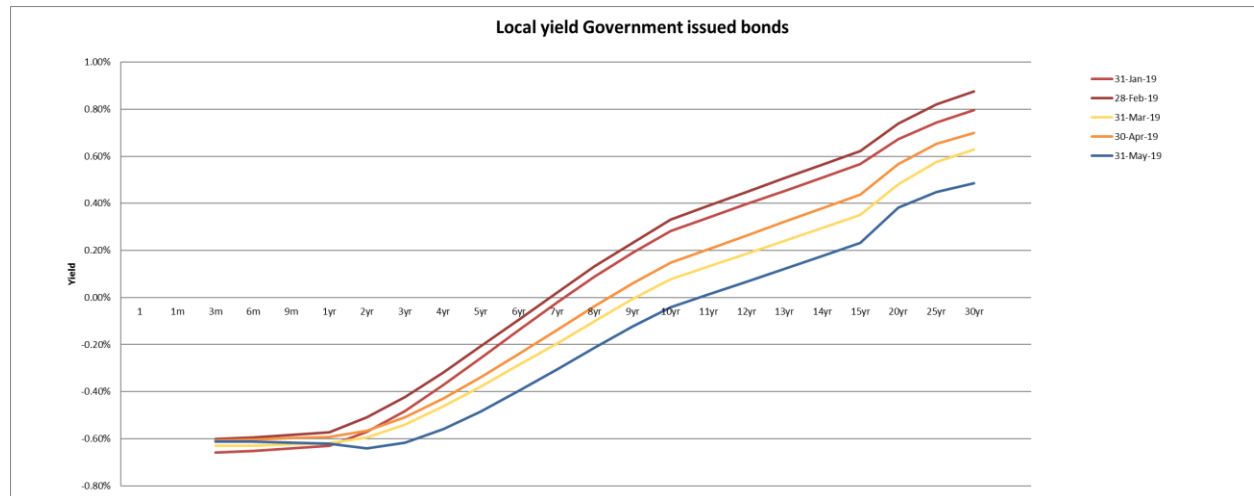
	<u>period</u>	<u>Total issued bond</u>	<u>maturity per year</u>
Country of Curaçao	2015-2045	245,454,000.00	8,181,800.00
Country of Sint Maarten	2014-2044	30,271,000.00	1,009,033.00
Country of Sint Maarten	2017-2032	21,705,000.00	1,447,000.00
Country of Sint Maarten	2019-2049	32,900,000.00	1,134,482.76





Local yield table incl debt relief  
GOV only

		31-May-19
o/n	1	
1m	30	
3m	90	-0.61%
6m	180	-0.61%
9m	270	-0.62%
1yr	360	-0.62%
2yr	720	-0.64%
3yr	1080	-0.62%
4yr	1440	-0.56%
5yr	1800	-0.49%
6yr	2160	-0.40%
7yr	2520	-0.31%
8yr	2880	-0.21%
9yr	3240	-0.12%
10yr	3600	-0.04%
11yr	3960	0.01%
12yr	4320	0.07%
13yr	4680	0.12%
14yr	5040	0.18%
15yr	5400	0.23%
20yr	7200	0.38%
25yr	9000	0.45%
30yr	10800	0.49%





## Local Yield Governments vs US-T vs US Agencies

May 31, 2019

