



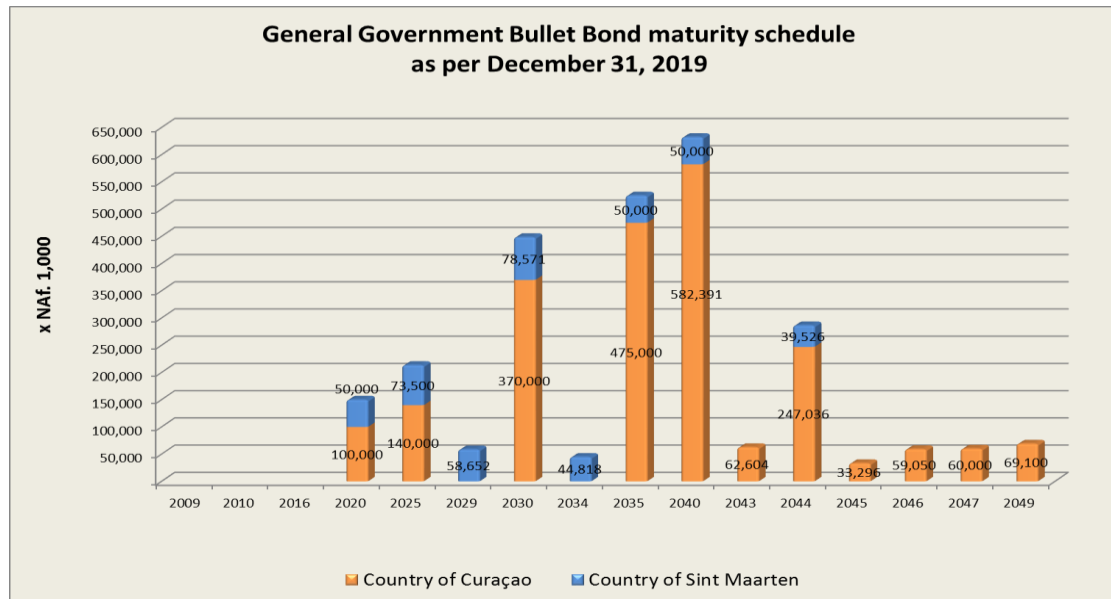
Centrale Bank van Curaçao en Sint Maarten
(Central Bank)
Financial Market Information

Indicative prices

December 31, 2019

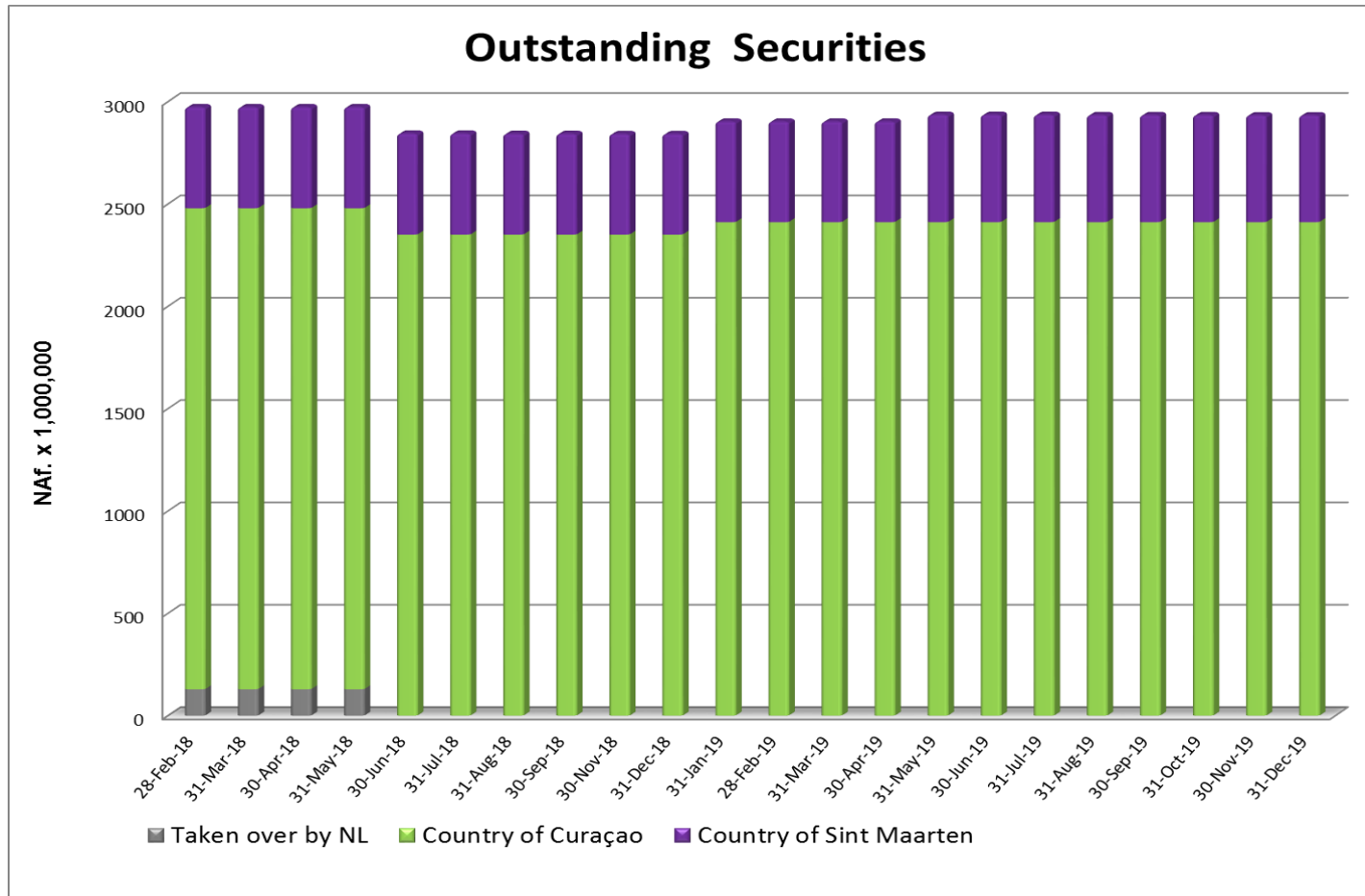
Government Bonds including issuance of
new Gov-Bonds

NASIC	Government Issues	Issue date	Maturity date	Coupon rate	ANG MM yield	Indicative price
OECAAF3C06	2 1/2% Curaçao 2010/2020 (s/a)	15-Oct-10	15-Oct-20	2.500%	-0.65%	102.50
OSMAAL3C03	2 1/2% Sint Maarten 2010/2020 (s/a)	21-Oct-10	21-Oct-20	2.500%	-0.65%	102.55
OECAAD5003	2 3/4% Curaçao 2010/2025 (s/a)	15-Oct-10	15-Oct-25	2.750%	-0.34%	118.10
OSMAAL5005	2 5/8% Sint Maarten 2010/2025 (s/a)	21-Oct-10	21-Oct-25	2.625%	-0.34%	117.40
OSMBI25002	2.25% Sint Maarten 2014/2029 (s/a)	2-Jun-14	2-Jun-29	2.250%	-0.09%	122.10
OECAAF6009	2 7/8% Curaçao 2010/2030 (s/a)	15-Oct-10	15-Oct-30	2.875%	-0.01%	131.20
OSMAAL6O06	2 3/4% Sint Maarten 2010/2030 (s/a)	21-Oct-10	21-Oct-30	2.750%	-0.01%	129.80
OSMCKP5001	0.83% Sint Maarten 2017/2032 (s/a)	25-Aug-17	25-Aug-32	0.830%	0.06%	109.69
OSMBI26000	2.375% Sint Maarten 2014/2034 (s/a)	2-Jun-14	2-Jun-34	2.375%	0.13%	132.02
OECAAF8C01	3% Curaçao 2010/2035 (s/a)	15-Oct-10	15-Oct-35	3.000%	0.18%	143.97
OSMAAL8C08	2 7/8% Sint Maarten 2010/2035 (s/a)	21-Oct-10	21-Oct-35	2.875%	0.18%	142.06
OECAAF002	3 1/8% Curaçao 2010/2040 (s/a)	15-Oct-10	15-Oct-40	3.125%	0.28%	157.33
OSMAALA009	3% Sint Maarten 2010/2040 (s/a)	21-Oct-10	21-Oct-40	3.000%	0.28%	154.85
OCUB9GA001	2 3/4% Curaçao 2013/2043 (s/a)	16-Sep-13	16-Sep-43	2.750%	0.31%	155.73
OCUB12A008	2.45% Curacao 2014/ 2044 (s/a)	2-Jun-14	2-Jun-44	2.450%	0.32%	150.09
OSMBI2A001	2.45% Sint Maarten 2014/2044 (s/a)	2-Jun-14	2-Jun-44	2.450%	0.32%	150.09
OSMBNLA000	1.80% Sint Maarten 2014/2044 (s/a)	21-Nov-14	21-Nov-44	1.800%	0.32%	135.35
OCUBPKA004	1.60% Curaçao JAN 20 2015-45 S/A	20-Jan-15	20-Jan-45	1.600%	0.32%	130.73
OCUC0UA000	1.62% Curaçao DEC 30 2015-45 S/A	30-Dec-15	30-Dec-45	1.620%	0.33%	132.26
OCUCNUA006	1.24% Curaçao Nov 30 2017-47 S/A	30-Nov-17	30-Nov-47	1.240%	0.33%	124.21
OCUC66A008	1.00% Curaçao JUN 06 2016-46 S/A	6/6/2016	6/6/2046	1.000%	0.33%	117.04
OCUCNUA009	0.92% Curaçao JAN 21 2019-49 S/A	21-Jan-19	21-Jan-49	0.920%	0.33%	116.18
OSMBNLA004	0.74% Sint Maarten May 10 2019/2049 (s/a)	10-May-19	10-May-49	0.740%	0.34%	111.29



**General Government Sinking Bond maturity schedule
as per December 31, 2019**

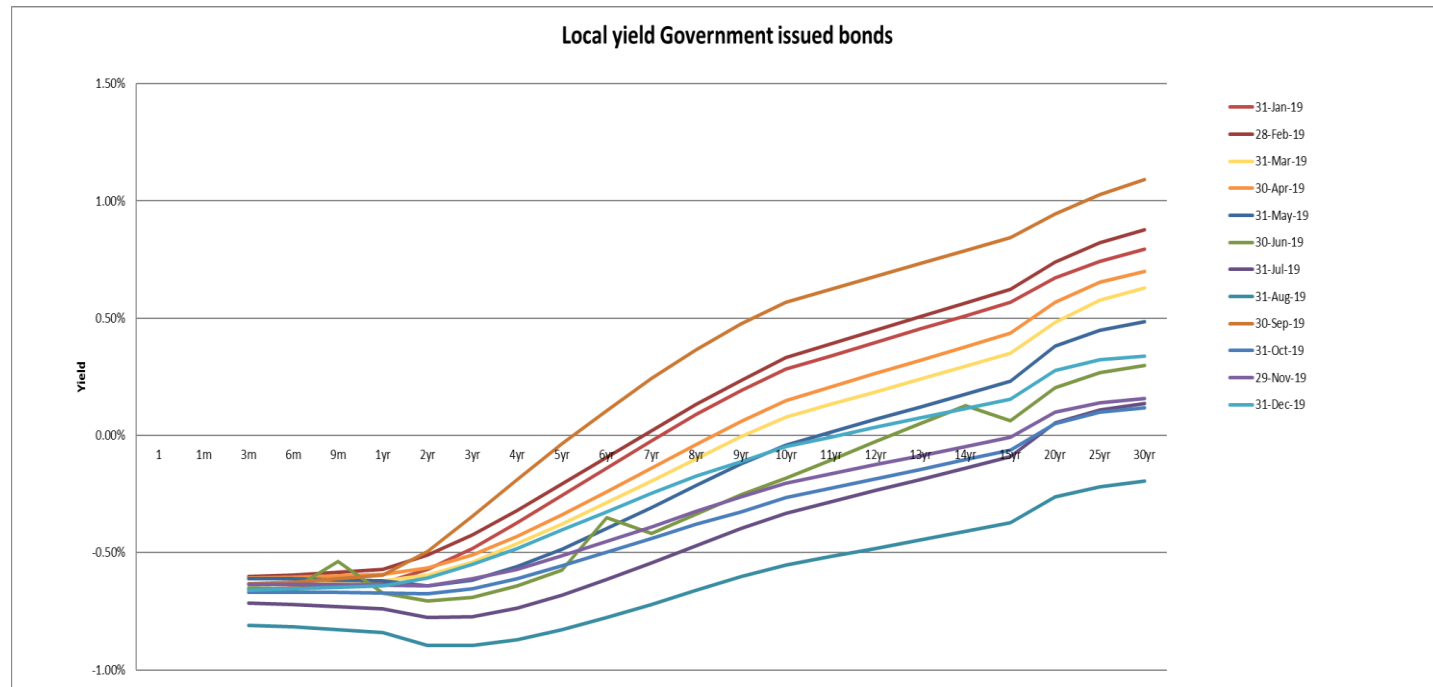
	<u>period</u>	<u>Total issued bond</u>	<u>maturity per year</u>
Country of Curaçao	2015-2045	245,454,000.00	8,181,800.00
Country of Sint Maarten	2014-2044	30,271,000.00	1,009,033.00
Country of Sint Maarten	2017-2032	21,705,000.00	1,447,000.00
Country of Sint Maarten	2019-2049	32,900,000.00	1,134,482.76





Local yield table incl debt relief
GOV only

		31-Dec-19
o/n	1	
1m	30	
3m	90	-0.66%
6m	180	-0.66%
9m	270	-0.65%
1yr	360	-0.64%
2yr	720	-0.61%
3yr	1080	-0.55%
4yr	1440	-0.48%
5yr	1800	-0.40%
6yr	2160	-0.33%
7yr	2520	-0.25%
8yr	2880	-0.17%
9yr	3240	-0.11%
10yr	3600	-0.05%
11yr	3960	-0.01%
12yr	4320	0.03%
13yr	4680	0.07%
14yr	5040	0.12%
15yr	5400	0.16%
20yr	7200	0.28%
25yr	9000	0.32%
30yr	10800	0.34%





Local Yield Governments vs US-T vs US Agencies

December 31, 2019

