



Financial Market Information

For the period ending 1/31/2020

NASIC	Government Issues	Issue Date	Maturity Date	Coupon Rate	ANG MM Yield	Indicative Price
OECAAF3C06	2.500% CUR OCT 15 2010-20	15-Oct-10	15-Oct-20	2.500%	(0.65%)	N/A
OSMAAL3C03	2.500% SXM OCT 21 2010-20	21-Oct-10	21-Oct-20	2.500%	(0.65%)	N/A
OECAAD5003	2.750% CUR OCT 15 2010-25	15-Oct-10	15-Oct-25	2.750%	(0.35%)	N/A
OSMAAL5005	2.625% SXM OCT 21 2010-25	21-Oct-10	21-Oct-25	2.625%	(0.35%)	N/A
OSMBI25002	2.25% SXM JUN 02 2014-29 S/A	02-Jun-14	02-Jun-29	2.250%	(0.09%)	N/A
OECAAF6O09	2.875% CUR OCT 15 2010-30	15-Oct-10	15-Oct-30	2.875%	(0.02%)	N/A
OSMAAL6O06	2.750% SXM OCT 21 2010-30	21-Oct-10	21-Oct-30	2.750%	(0.02%)	N/A
OSMCKP5001	0.83% SXM AUG 25 2017-32 S/A	25-Aug-17	25-Aug-32	0.830%	0.06%	109.68
OSMBI26O00	2.375% SXM JUN 02 2014-34	02-Jun-14	02-Jun-34	2.375%	0.13%	131.90
OECAAF8C01	3.000% CUR OCT 15 2010-35	15-Oct-10	15-Oct-35	3.000%	0.17%	143.80
OSMAAL8C08	2.875% SXM OCT 21 2010-35	21-Oct-10	21-Oct-35	2.875%	0.17%	141.89
OECAAF002	3.125% CUR OCT 15 2010-40	15-Oct-10	15-Oct-40	3.125%	0.28%	157.14
OSMAALA009	3.000% SXM OCT 21 2010-40	21-Oct-10	21-Oct-40	3.000%	0.28%	154.66
OCUB9GA001	2.75% CUR SEPT 16 2013-43	16-Sep-13	16-Sep-43	2.750%	0.31%	155.57
OSMBI2A001	2.45% SXM JUN 02 2014-44 S/A	02-Jun-14	02-Jun-44	2.450%	0.32%	149.96
OSMBI2A001	2.45% CUR JUN 02 2014-44 S/A	02-Jun-14	02-Jun-44	2.450%	0.32%	149.96
OSMBNLA000	1.80% SXM NOV 21 2014-44 S/A	21-Nov-14	21-Nov-44	1.800%	0.32%	135.27
OCUBPKA004	1.60% CUR JAN 20 2015-45 S/A	20-Jan-15	20-Jan-45	1.600%	0.32%	130.65
OCUC0UA000	1.62% CUR DEC 30 2015-2045	30-Dec-15	30-Dec-45	1.620%	0.32%	132.16

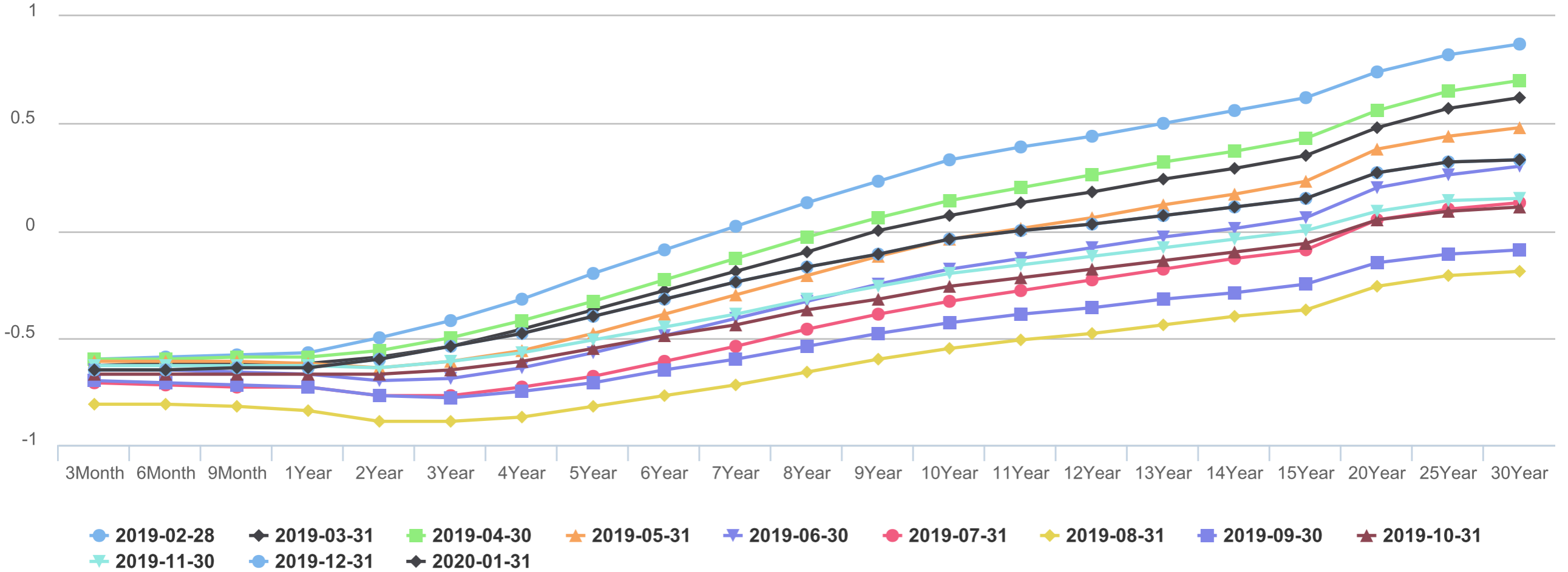


Financial Market Information

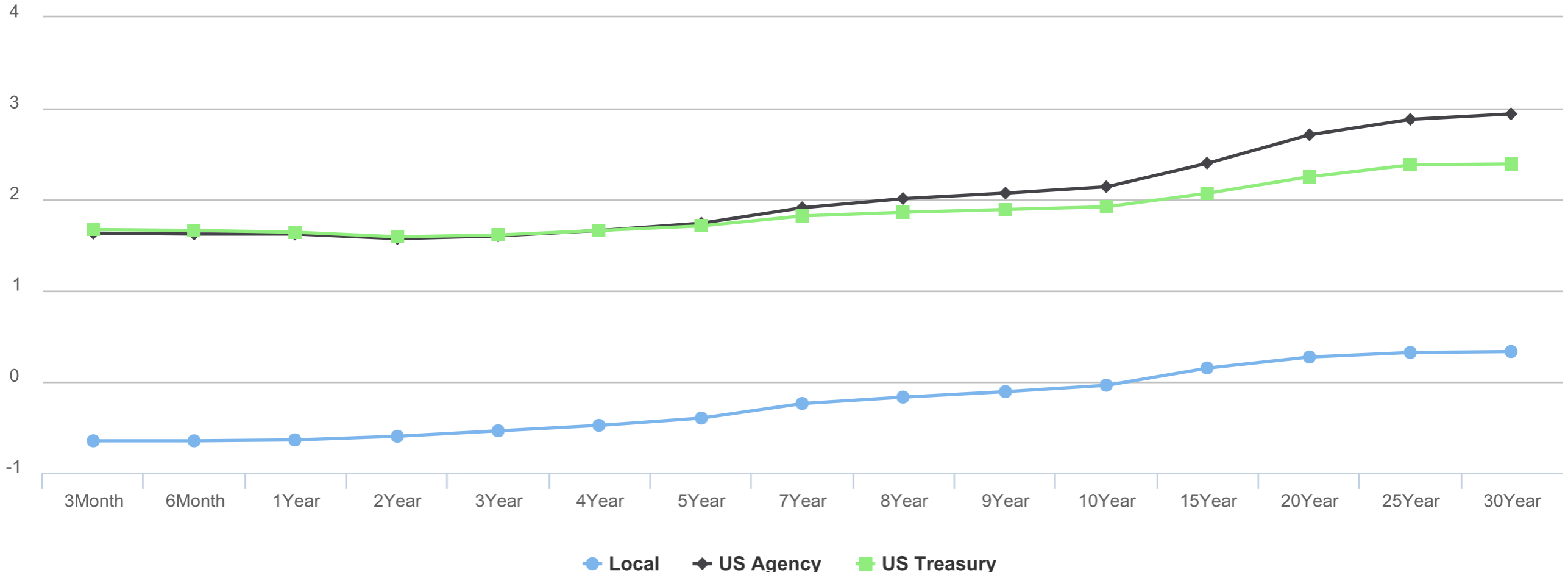
For the period ending 1/31/2020

NASIC	Government Issues	Issue Date	Maturity Date	Coupon Rate	ANG MM Yield	Indicative Price
OCUC66A008	1.00% CUR JUN 06 2016-46 S/A	06-Jun-16	06-Jun-46	1.000%	0.33%	117.00
OCUCNUA006	1.24% CUR NOV 30 2017-47 S/A	30-Nov-17	30-Nov-47	1.240%	0.33%	124.21
OCUCNUA009	0.92% CUR JAN 21 2019-49 S/A	21-Jan-19	21-Jan-49	0.920%	0.33%	116.15
OSMBNLA004	0.74% SXM MAY 10 2019- 2049	10-May-19	10-May-49	0.740%	0.34%	111.27

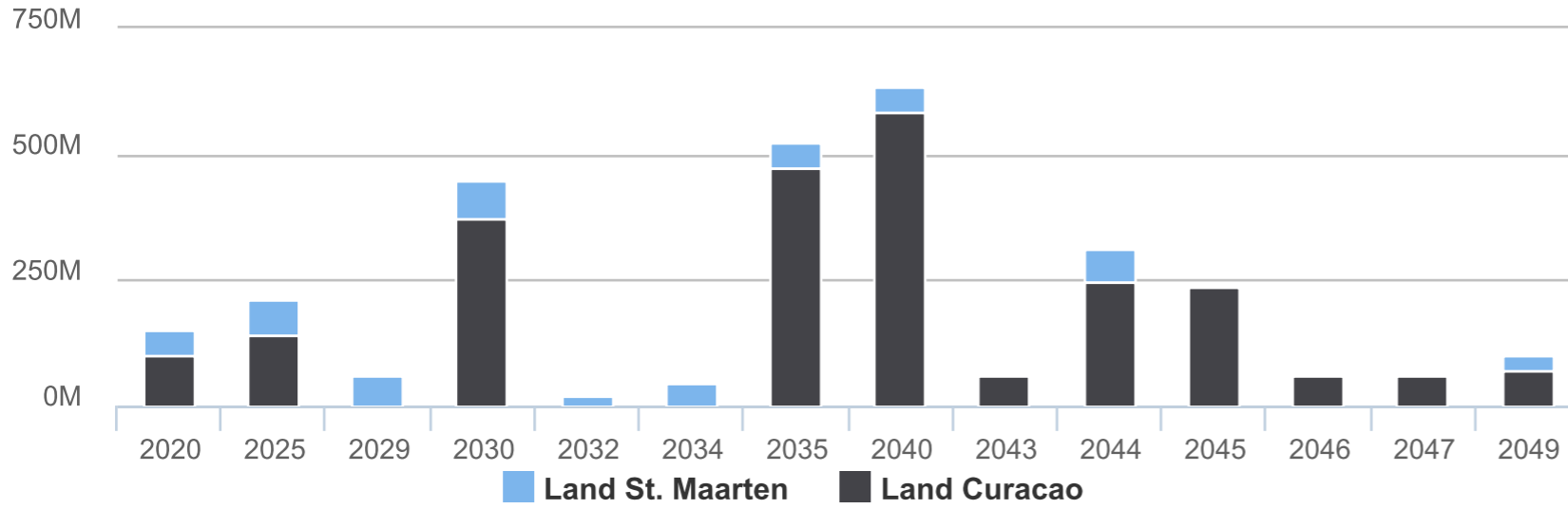
Local Yield Government Issued Bonds



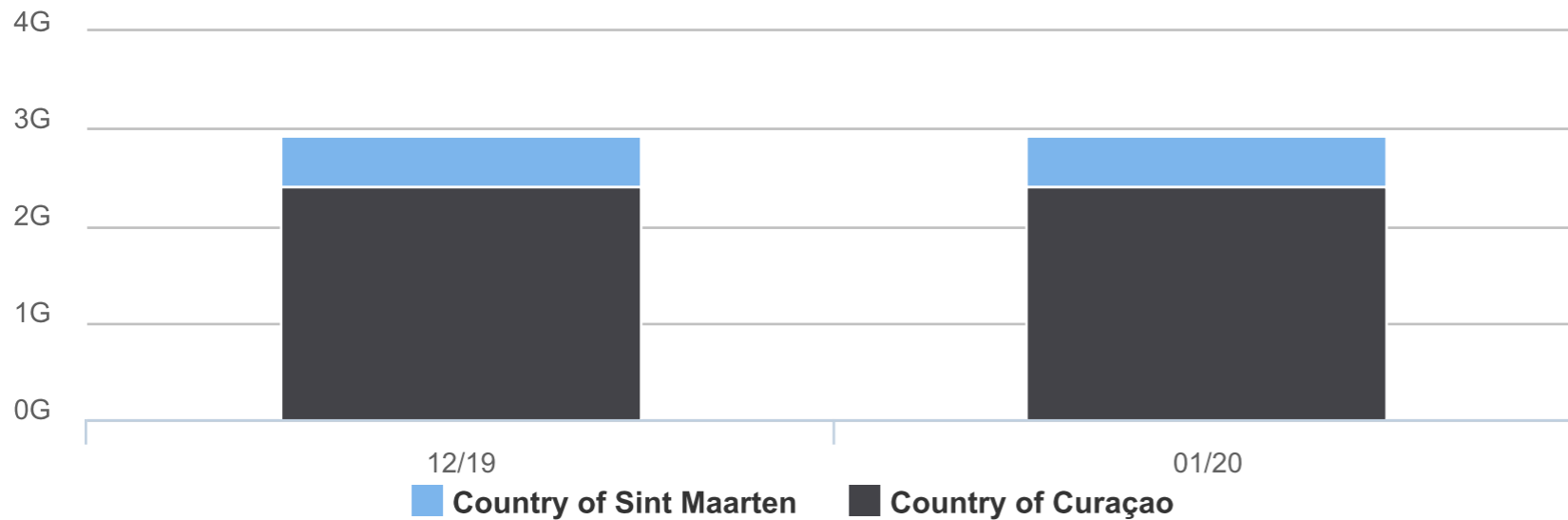
Local Yield Gov vs US-T vs US Agencies (January 31, 2020)



Government Bond Maturity Schedule



Outstanding Securities



Local yield table incl debt relief		
GOV only		
o/n	1	
1m	30	
3m	90	-0.647%
6m	180	-0.648%
9m	270	-0.652%
1yr	360	-0.656%
2yr	720	-0.667%
3yr	1080	-0.652%
4yr	1440	-0.624%
5yr	1800	-0.582%
6yr	2160	-0.534%
7yr	2520	-0.486%
8yr	2880	-0.431%
9yr	3240	-0.378%
10yr	3600	-0.329%
11yr	3960	-0.289%
12yr	4320	-0.249%
13yr	4680	-0.209%
14yr	5040	-0.169%
15yr	5400	-0.129%
20yr	7200	-0.008%
25yr	9000	0.034%
30yr	10800	0.046%