



# Financial Market Information

For the period ending 4/30/2021

NASIC	Government Issues	Issue Date	Maturity Date	Coupon Rate
OECAAD5003	2.750% CUR OCT 15 2010-25	15-Oct-10	15-Oct-25	2.750%
OSMAAL5005	2.625% SXM OCT 21 2010-25	21-Oct-10	21-Oct-25	2.625%
OSMBI25002	2.25% SXM JUN 02 2014-29 S/A	02-Jun-14	02-Jun-29	2.250%
OECAAF6009	2.875% CUR OCT 15 2010-30	15-Oct-10	15-Oct-30	2.875%
OSMAAL6006	2.750% SXM OCT 21 2010-30	21-Oct-10	21-Oct-30	2.750%
OSMCKP5001	0.83% SXM AUG 25 2017-32 S/A	25-Aug-17	25-Aug-32	0.830%
OSMBI26000	2.375% SXM JUN 02 2014-34	02-Jun-14	02-Jun-34	2.375%
OECAAF8C01	3.000% CUR OCT 15 2010-35	15-Oct-10	15-Oct-35	3.000%
OSMAAL8C08	2.875% SXM OCT 21 2010-35	21-Oct-10	21-Oct-35	2.875%
OECAAF002	3.125% CUR OCT 15 2010-40	15-Oct-10	15-Oct-40	3.125%
OSMAALA009	3.000% SXM OCT 21 2010-40	21-Oct-10	21-Oct-40	3.000%
OCUB9GA001	2.75% CUR SEPT 16 2013-43	16-Sep-13	16-Sep-43	2.750%
OSMBI2A001	2.45% SXM JUN 02 2014-44 S/A	02-Jun-14	02-Jun-44	2.450%
OSMBI2A001	2.45% CUR JUN 02 2014-44 S/A	02-Jun-14	02-Jun-44	2.450%
OSMBNLA000	1.80% SXM NOV 21 2014-44 S/A	21-Nov-14	21-Nov-44	1.800%
OCUBPKA004	1.60% CUR JAN 20 2015-45 S/A	20-Jan-15	20-Jan-45	1.600%
OCUC0UA000	1.62% CUR DEC 30 2015-2045	30-Dec-15	30-Dec-45	1.620%
OCUC66A008	1.00% CUR JUN 06 2016-46 S/A	06-Jun-16	06-Jun-46	1.000%
OCUCNUA006	1.24% CUR NOV 30 2017-47 S/A	30-Nov-17	30-Nov-47	1.240%



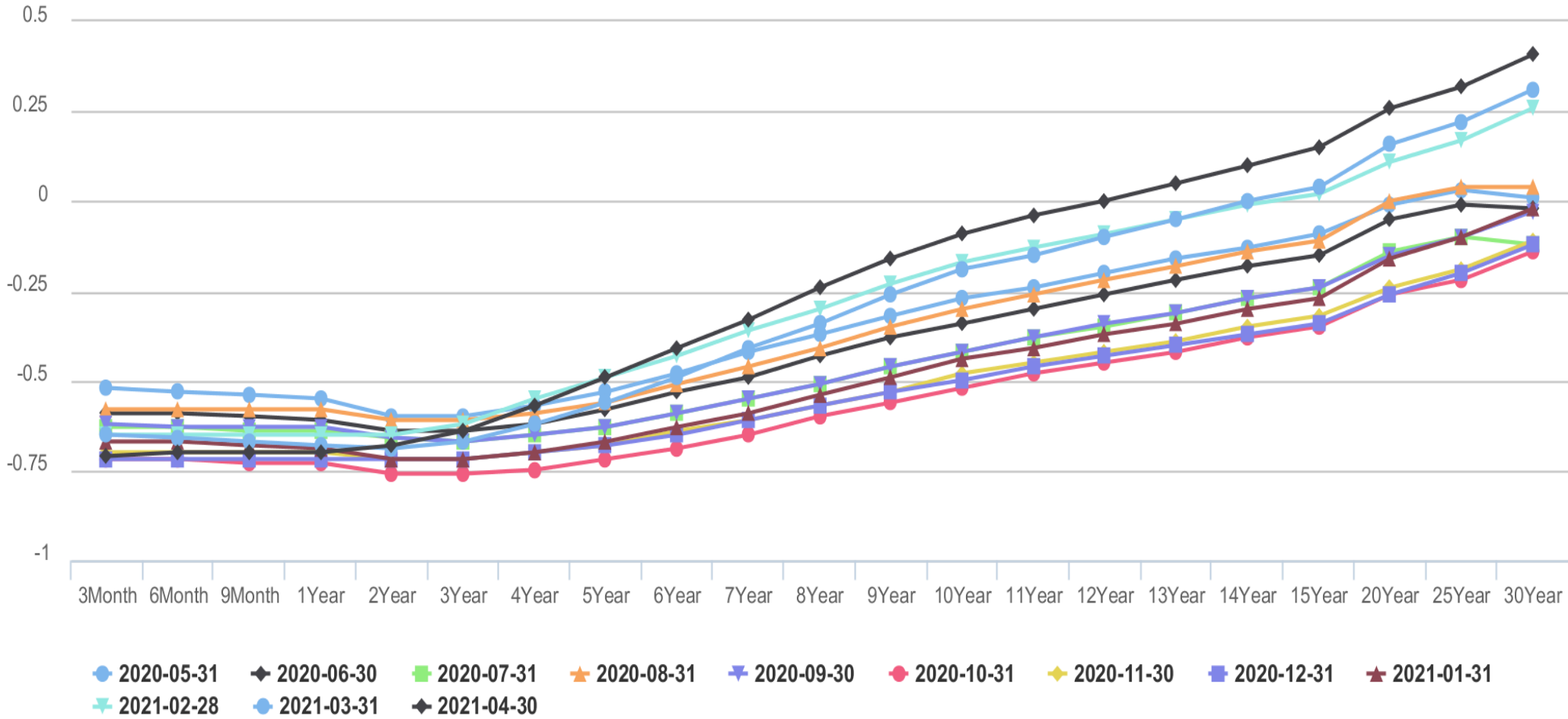
# Financial Market Information

For the period ending 4/30/2021

---

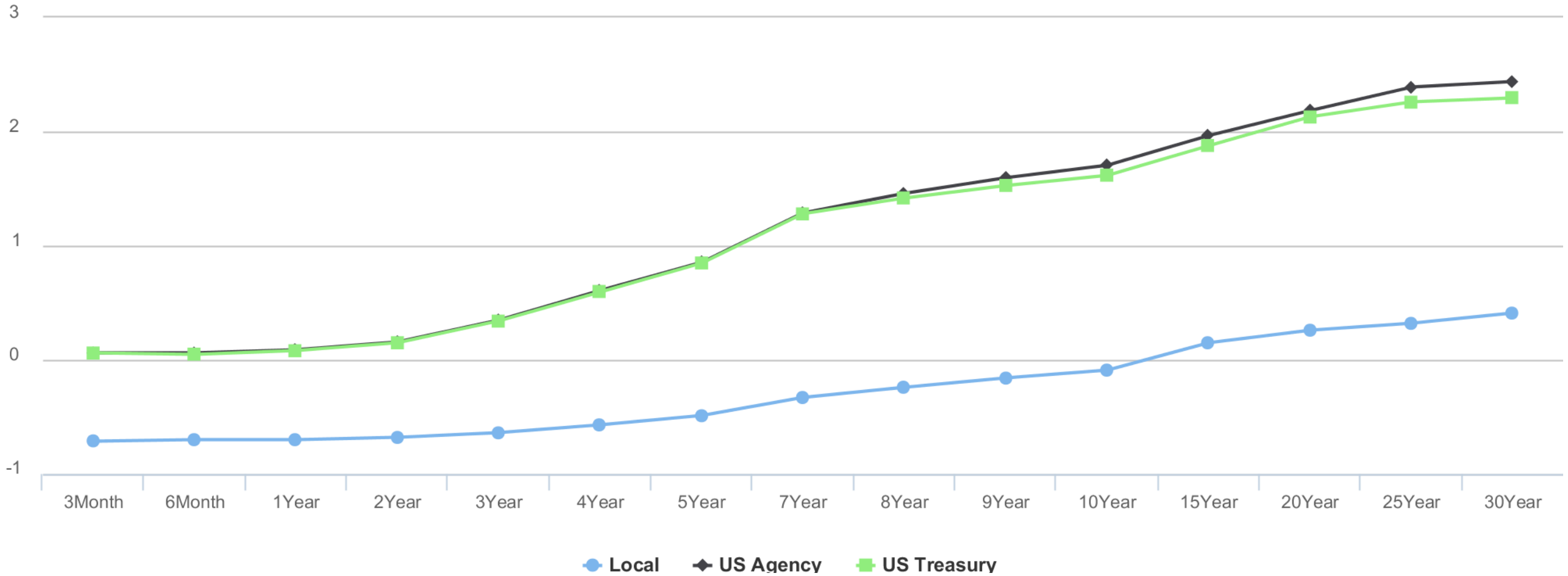
<b>NASIC</b>	<b>Government Issues</b>	<b>Issue Date</b>	<b>Maturity Date</b>	<b>Coupon Rate</b>
OCUCNUA009	0.92% CUR JAN 21 2019-49 S/A	21-Jan-19	21-Jan-49	0.920%
OSMBNLA004	0.74% SXM MAY 10 2019- 2049	10-May-19	10-May-49	0.740%

# Local Yield Government Issued Bonds

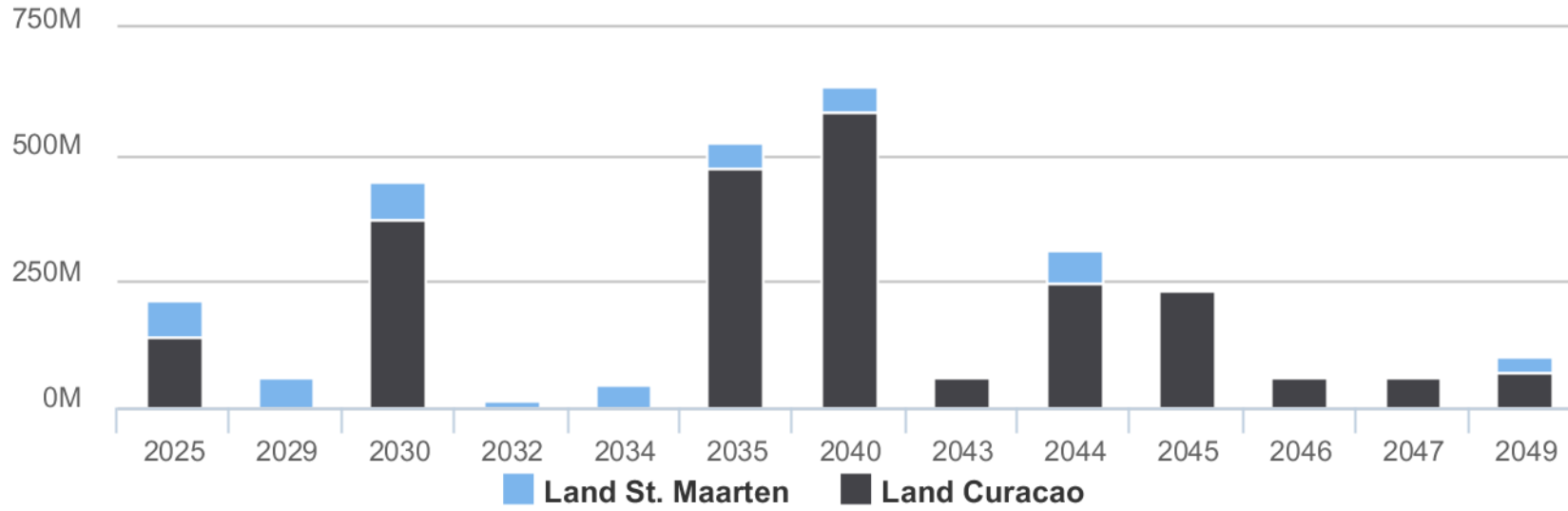


Yield table		
o/n	DAYS	
1m	30	
3m	90	-0.714%
6m	180	-0.709%
9m	270	-0.706%
1yr	360	-0.702%
2yr	720	-0.689%
3yr	1080	-0.643%
4yr	1440	-0.577%
5yr	1800	-0.499%
6yr	2160	-0.415%
7yr	2520	-0.330%
8yr	2880	-0.247%
9yr	3240	-0.168%
10yr	3600	-0.096%
11yr	3960	-0.045%
12yr	4320	0.005%
13yr	4680	0.056%
14yr	5040	0.106%
15yr	5400	0.157%
20yr	7200	0.267%
25yr	9000	0.322%
30yr	10800	0.415%

Local Yield Gov vs US-T vs US Agencies (April 30, 2021)



## Government Bond Maturity Schedule



## Outstanding Securities

