



# Financial Market Information

For the period ending 2/28/2021

| NASIC      | Government Issues            | Issue Date | Maturity Date | Coupon Rate |
|------------|------------------------------|------------|---------------|-------------|
| OECAAD5003 | 2.750% CUR OCT 15 2010-25    | 15-Oct-10  | 15-Oct-25     | 2.750%      |
| OSMAAL5005 | 2.625% SXM OCT 21 2010-25    | 21-Oct-10  | 21-Oct-25     | 2.625%      |
| OSMBI25002 | 2.25% SXM JUN 02 2014-29 S/A | 02-Jun-14  | 02-Jun-29     | 2.250%      |
| OECAAF6O09 | 2.875% CUR OCT 15 2010-30    | 15-Oct-10  | 15-Oct-30     | 2.875%      |
| OSMAAL6O06 | 2.750% SXM OCT 21 2010-30    | 21-Oct-10  | 21-Oct-30     | 2.750%      |
| OSMCKP5001 | 0.83% SXM AUG 25 2017-32 S/A | 25-Aug-17  | 25-Aug-32     | 0.830%      |
| OSMBI26O00 | 2.375% SXM JUN 02 2014-34    | 02-Jun-14  | 02-Jun-34     | 2.375%      |
| OECAAF8C01 | 3.000% CUR OCT 15 2010-35    | 15-Oct-10  | 15-Oct-35     | 3.000%      |
| OSMAAL8C08 | 2.875% SXM OCT 21 2010-35    | 21-Oct-10  | 21-Oct-35     | 2.875%      |
| OECAAF8C01 | 3.000% CUR OCT 15 2010-35    | 15-Oct-10  | 15-Oct-35     | 3.000%      |
| OSMAAL8C08 | 2.875% SXM OCT 21 2010-35    | 21-Oct-10  | 21-Oct-35     | 2.875%      |
| OECAAF8C01 | 3.000% CUR OCT 15 2010-35    | 15-Oct-10  | 15-Oct-35     | 3.000%      |
| OSMAALA009 | 3.000% SXM OCT 21 2010-40    | 21-Oct-10  | 21-Oct-40     | 3.000%      |
| OCUB9GA001 | 2.75% CUR SEPT 16 2013-43    | 16-Sep-13  | 16-Sep-43     | 2.750%      |
| OSMBI2A001 | 2.45% SXM JUN 02 2014-44 S/A | 02-Jun-14  | 02-Jun-44     | 2.450%      |
| OSMBI2A001 | 2.45% CUR JUN 02 2014-44 S/A | 02-Jun-14  | 02-Jun-44     | 2.450%      |
| OSMBNLA000 | 1.80% SXM NOV 21 2014-44 S/A | 21-Nov-14  | 21-Nov-44     | 1.800%      |
| OCUBPKA004 | 1.60% CUR JAN 20 2015-45 S/A | 20-Jan-15  | 20-Jan-45     | 1.600%      |
| OCUC0UA000 | 1.62% CUR DEC 30 2015-2045   | 30-Dec-15  | 30-Dec-45     | 1.620%      |
| OCUC66A008 | 1.00% CUR JUN 06 2016-46 S/A | 06-Jun-16  | 06-Jun-46     | 1.000%      |
| OCUCNUA006 | 1.24% CUR NOV 30 2017-47 S/A | 30-Nov-17  | 30-Nov-47     | 1.240%      |

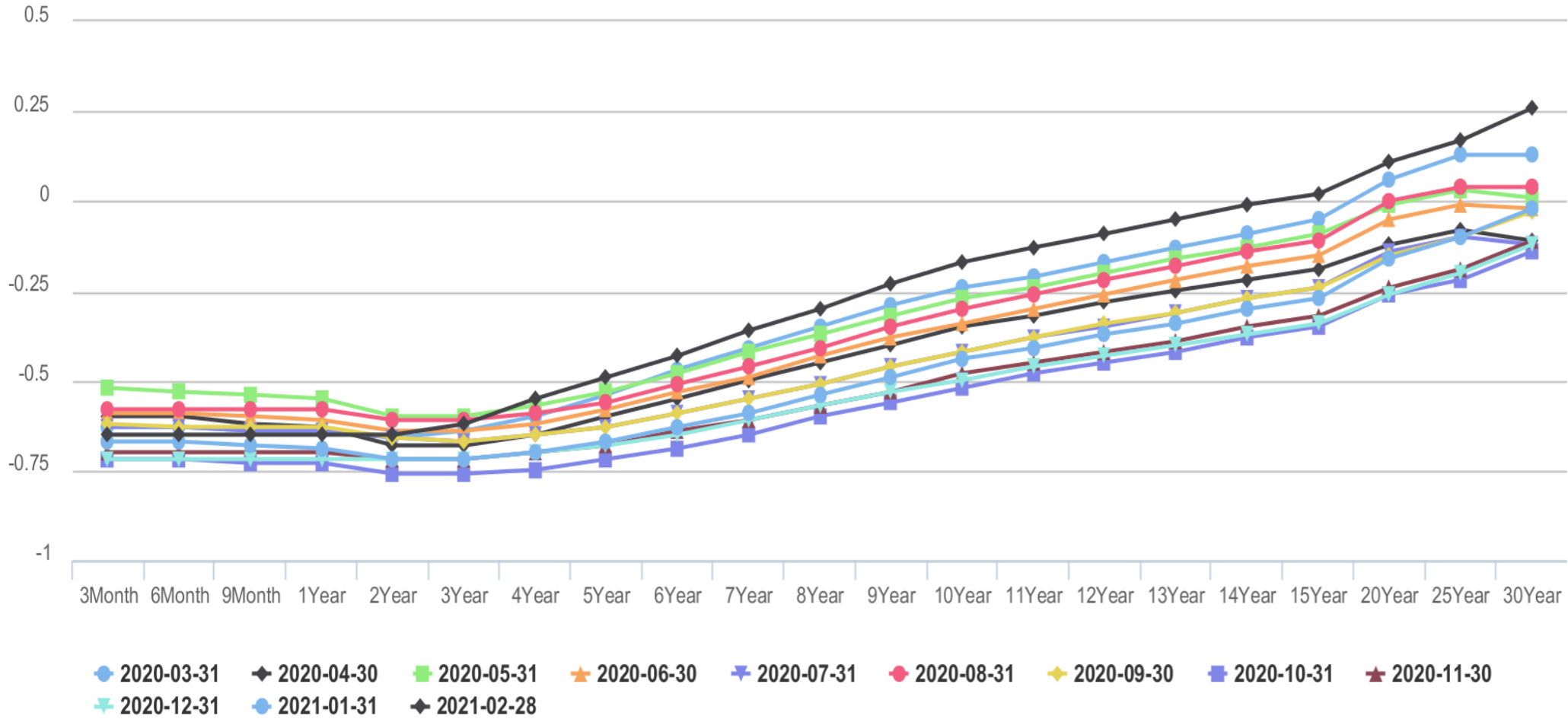


# Financial Market Information

For the period ending 2/28/2021

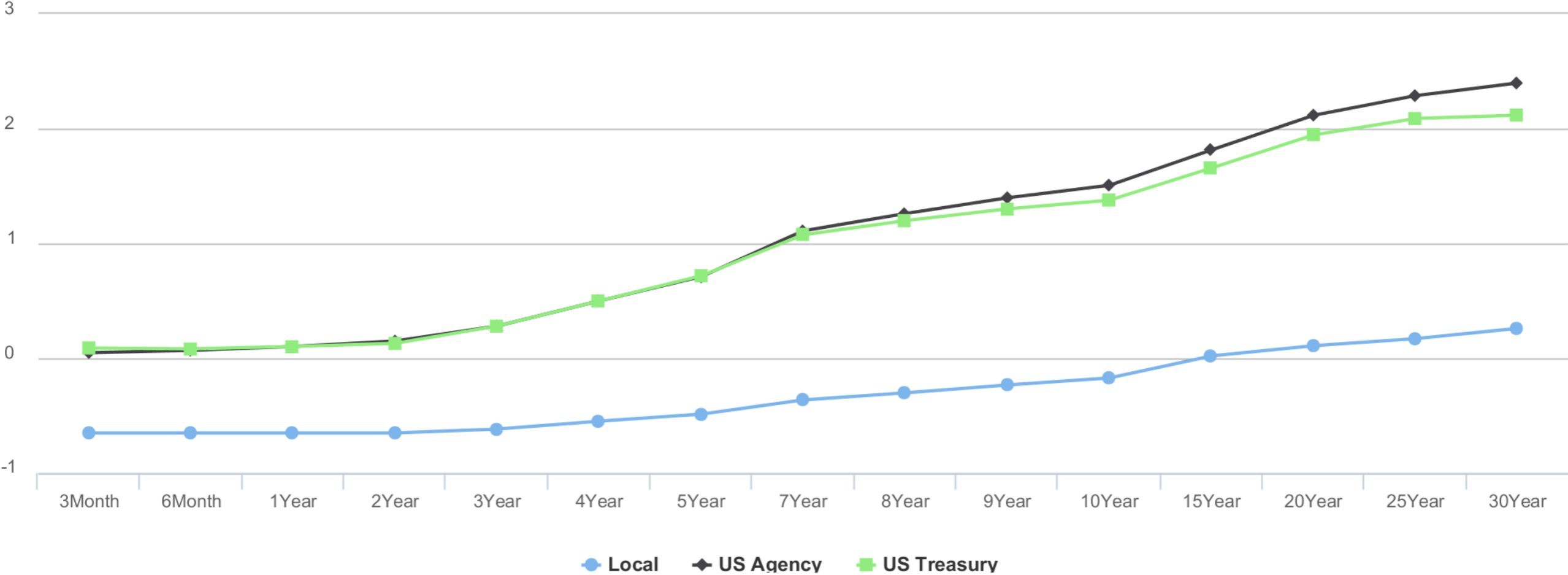
| <b>NASIC</b> | <b>Government Issues</b>     | <b>Issue Date</b> | <b>Maturity Date</b> | <b>Coupon Rate</b> |
|--------------|------------------------------|-------------------|----------------------|--------------------|
| OCUCNUA009   | 0.92% CUR JAN 21 2019-49 S/A | 21-Jan-19         | 21-Jan-49            | 0.920%             |
| OSMBNLA004   | 0.74% SXM MAY 10 2019- 2049  | 10-May-19         | 10-May-49            | 0.740%             |

# Local Yield Government Issued Bonds

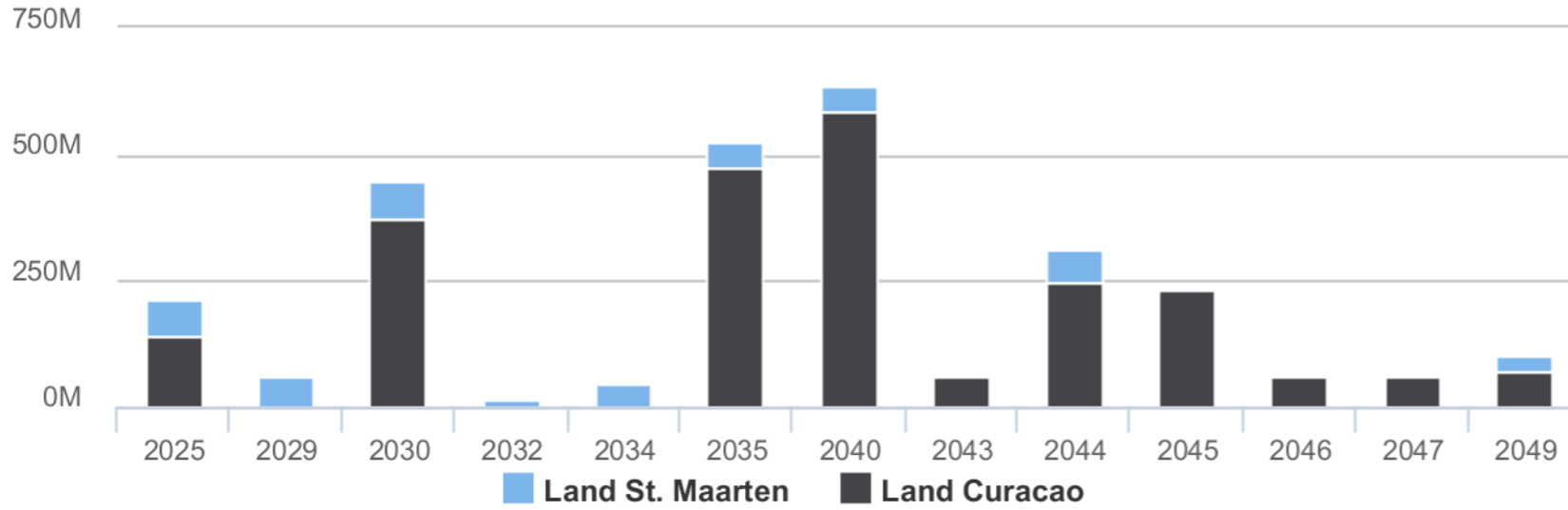


| Yield table |       |         |
|-------------|-------|---------|
| o/n         | 1     |         |
| 1m          | 30    |         |
| 3m          | 90    | -0.656% |
| 6m          | 180   | -0.656% |
| 9m          | 270   | -0.657% |
| 1yr         | 360   | -0.658% |
| 2yr         | 720   | -0.651% |
| 3yr         | 1080  | -0.622% |
| 4yr         | 1440  | -0.558% |
| 5yr         | 1800  | -0.498% |
| 6yr         | 2160  | -0.433% |
| 7yr         | 2520  | -0.367% |
| 8yr         | 2880  | -0.300% |
| 9yr         | 3240  | -0.238% |
| 10yr        | 3600  | -0.175% |
| 11yr        | 3960  | -0.135% |
| 12yr        | 4320  | -0.096% |
| 13yr        | 4680  | -0.056% |
| 14yr        | 5040  | -0.017% |
| 15yr        | 5400  | 0.023%  |
| 20yr        | 7200  | 0.119%  |
| 25yr        | 9000  | 0.179%  |
| 30yr        | 10800 | 0.261%  |

Local Yield Gov vs US-T vs US Agencies (February 28, 2021)



## Government Bond Maturity Schedule



## Outstanding Securities

