



Financial Market Information

For the period ending 1/31/2021

NASIC	Government Issues	Issue Date	Maturity Date	Coupon Rate
OECAAD5003	2.750% CUR OCT 15 2010-25	15-Oct-10	15-Oct-25	2.750%
OSMAAL5005	2.625% SXM OCT 21 2010-25	21-Oct-10	21-Oct-25	2.625%
OSMBI25002	2.25% SXM JUN 02 2014-29 S/A	02-Jun-14	02-Jun-29	2.250%
OECAAF6009	2.875% CUR OCT 15 2010-30	15-Oct-10	15-Oct-30	2.875%
OSMAAL6006	2.750% SXM OCT 21 2010-30	21-Oct-10	21-Oct-30	2.750%
OSMCKP5001	0.83% SXM AUG 25 2017-32 S/A	25-Aug-17	25-Aug-32	0.830%
OSMBI26000	2.375% SXM JUN 02 2014-34	02-Jun-14	02-Jun-34	2.375%
OECAAF8C01	3.000% CUR OCT 15 2010-35	15-Oct-10	15-Oct-35	3.000%
OSMAAL8C08	2.875% SXM OCT 21 2010-35	21-Oct-10	21-Oct-35	2.875%
OECAAF002	3.125% CUR OCT 15 2010-40	15-Oct-10	15-Oct-40	3.125%
OSMAALA009	3.000% SXM OCT 21 2010-40	21-Oct-10	21-Oct-40	3.000%
OCUB9GA001	2.75% CUR SEPT 16 2013-43	16-Sep-13	16-Sep-43	2.750%
OSMBI2A001	2.45% SXM JUN 02 2014-44 S/A	02-Jun-14	02-Jun-44	2.450%
OSMBI2A001	2.45% CUR JUN 02 2014-44 S/A	02-Jun-14	02-Jun-44	2.450%
OSMBNLA000	1.80% SXM NOV 21 2014-44 S/A	21-Nov-14	21-Nov-44	1.800%
OCUBPKA004	1.60% CUR JAN 20 2015-45 S/A	20-Jan-15	20-Jan-45	1.600%
OCUC0UA000	1.62% CUR DEC 30 2015-2045	30-Dec-15	30-Dec-45	1.620%
OCUC66A008	1.00% CUR JUN 06 2016-46 S/A	06-Jun-16	06-Jun-46	1.000%
OCUCNUA006	1.24% CUR NOV 30 2017-47 S/A	30-Nov-17	30-Nov-47	1.240%

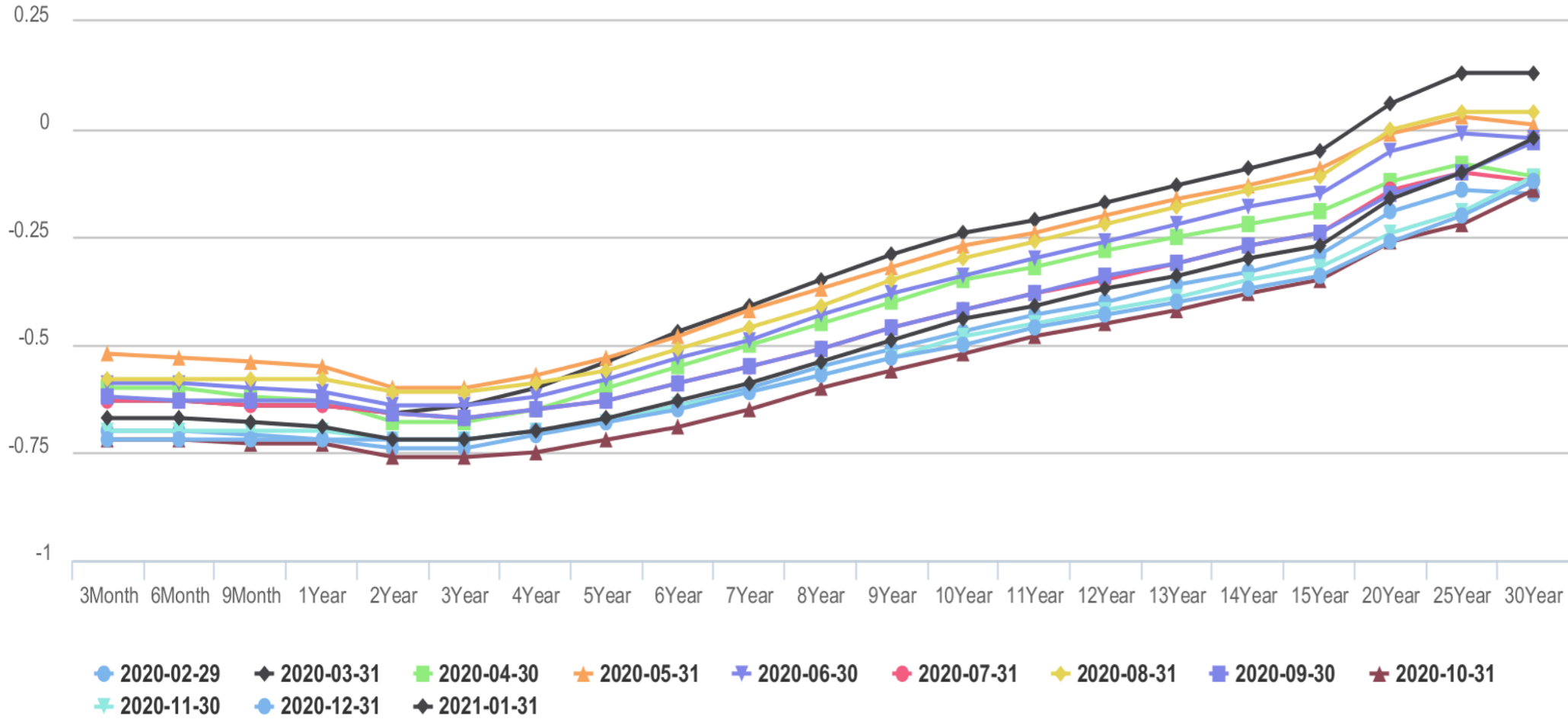


Financial Market Information

For the period ending 1/31/2021

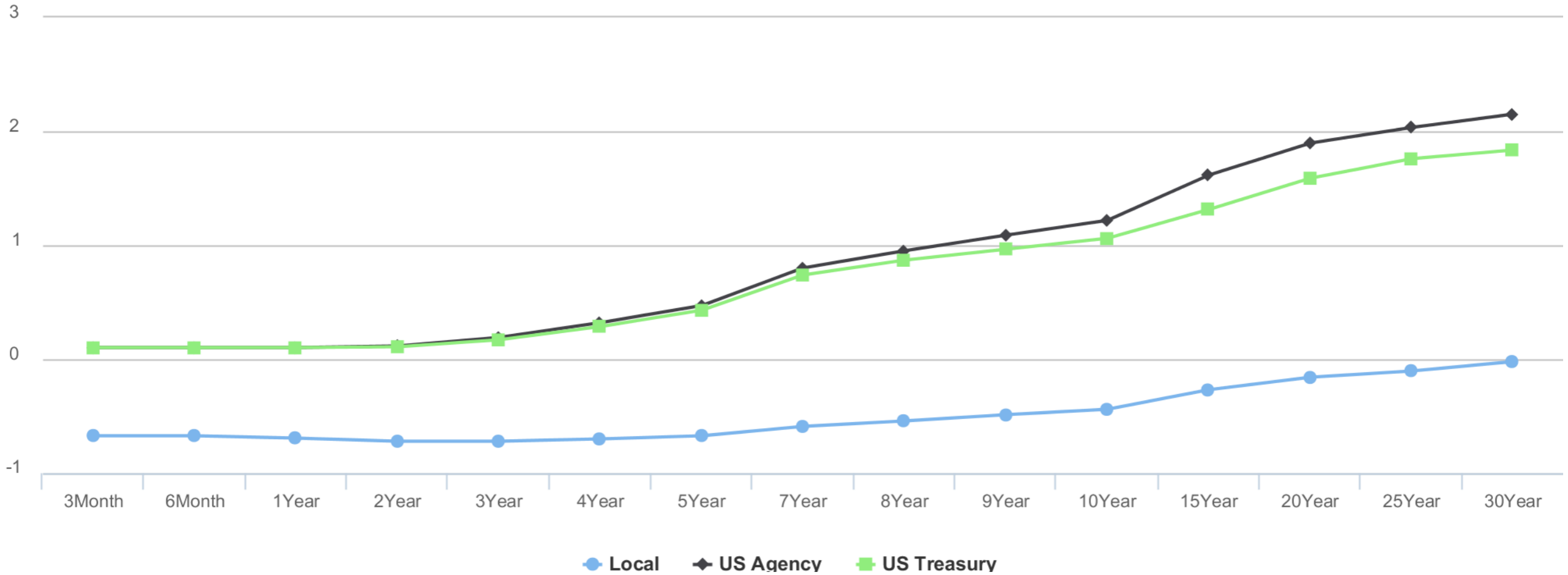
NASIC	Government Issues	Issue Date	Maturity Date	Coupon Rate
OCUCNUA009	0.92% CUR JAN 21 2019-49 S/A	21-Jan-19	21-Jan-49	0.920%
OSMBNLA004	0.74% SXM MAY 10 2019- 2049	10-May-19	10-May-49	0.740%

Local Yield Government Issued Bonds

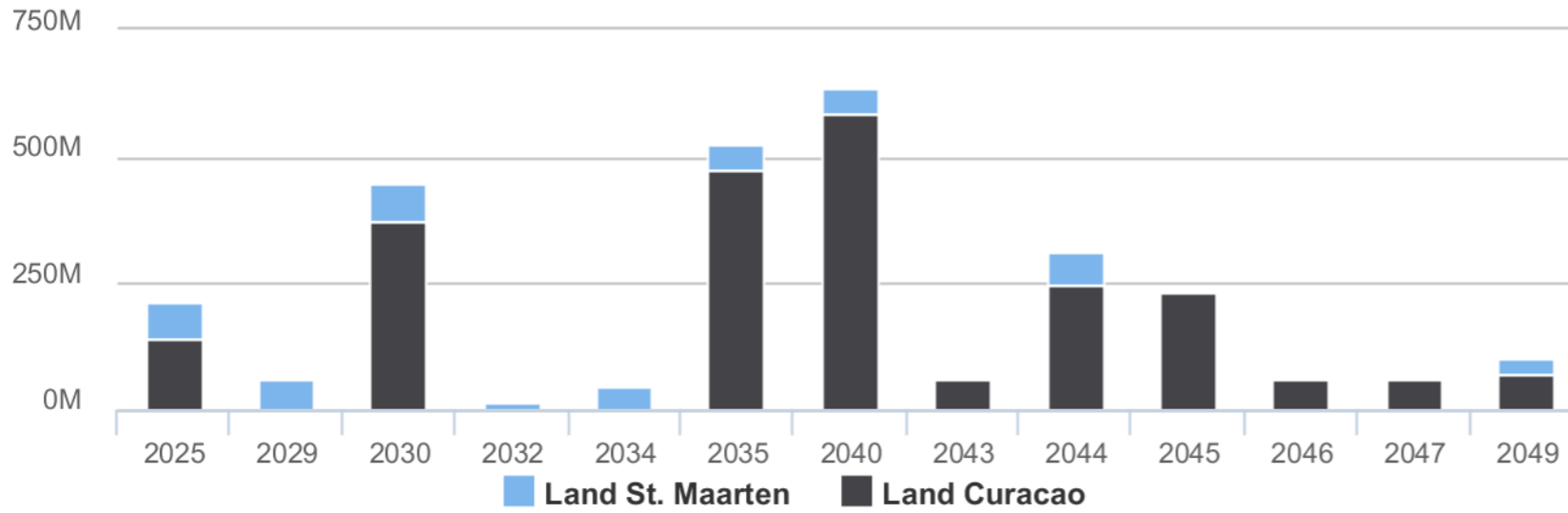


Yield table		
o/n	1	
1m	30	
3m	90	-0.677%
6m	180	-0.678%
9m	270	-0.687%
1yr	360	-0.696%
2yr	720	-0.720%
3yr	1080	-0.729%
4yr	1440	-0.707%
5yr	1800	-0.676%
6yr	2160	-0.634%
7yr	2520	-0.591%
8yr	2880	-0.543%
9yr	3240	-0.494%
10yr	3600	-0.446%
11yr	3960	-0.411%
12yr	4320	-0.376%
13yr	4680	-0.340%
14yr	5040	-0.305%
15yr	5400	-0.270%
20yr	7200	-0.167%
25yr	9000	-0.108%
30yr	10800	-0.028%

Local Yield Gov vs US-T vs US Agencies (January 31, 2021)



Government Bond Maturity Schedule



Outstanding Securities

